

Georgetown/Acton Independent & Free Press



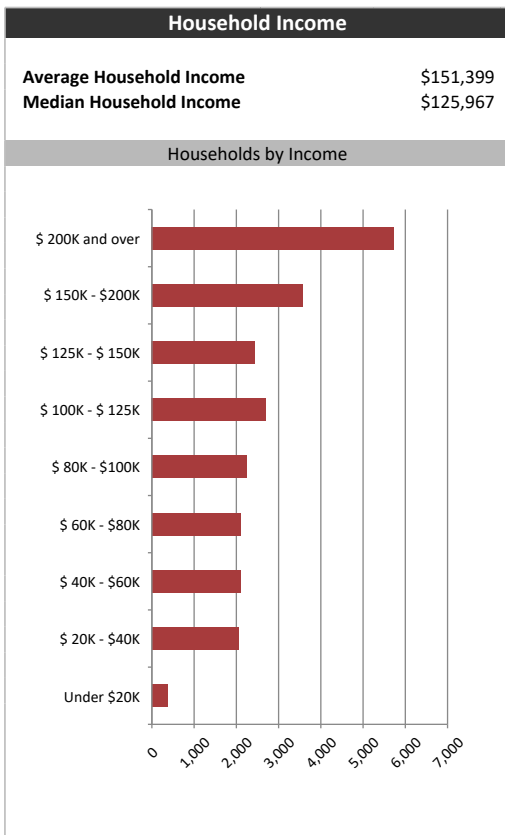
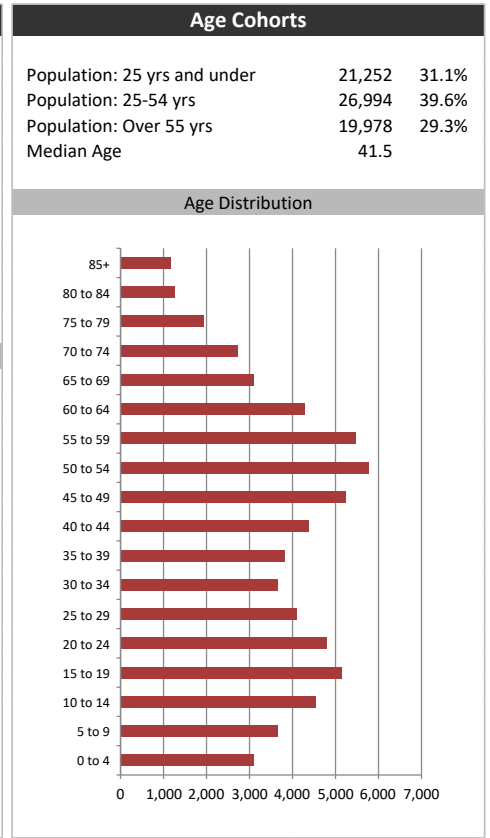
Summary Report

April 12, 2022

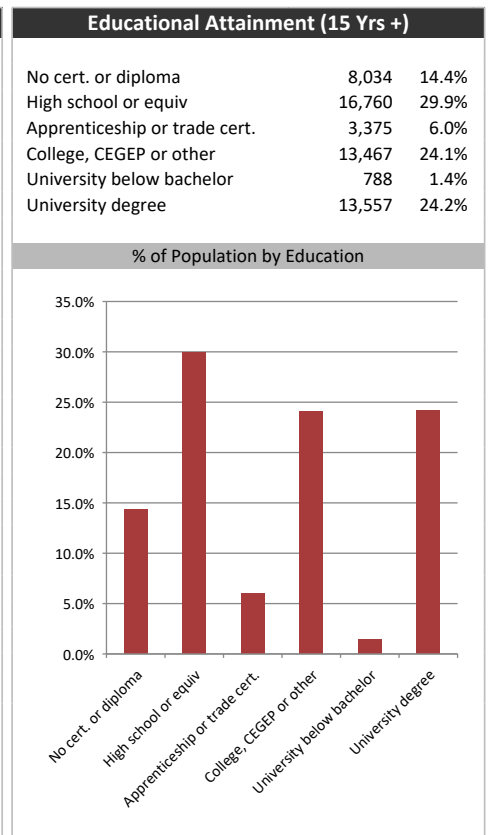
Market Information		
Average Household Spending / Yr		
Mortgage payments	\$	9,472
Cell Phone, Pager & Services	\$	1,874
Internet Access Services	\$	665
Home Renovations	\$	2,144
Retirement & pension fund payments	\$	2,748
Lotteries	\$	868
Health Insurance	\$	665
Household appliances	\$	864
Furnishings	\$	2,623
Computer hardware	\$	400
Auto/Truck Purchase	\$	9,225
Auto/Truck Rental or Lease	\$	426
Air Travel	\$	698
Age of Home Owners		
15 to 24 years	173	0.7%
25 to 34 years	2,363	10.1%
35 to 44 years	3,920	16.8%
45 to 54 years	5,697	24.5%
55 to 64 years	5,432	23.3%
65 to 74 years	3,233	13.9%
75 years or over	2,471	10.6%

Population & Household Summary	
Total Population	68,225
Population Growth 2016-2021	4.5%
Population Growth 2021-2026	5.8%
Total Households	23,288
Household Growth 2016-2021	3.4%
Household Growth 2021-2026	6.1%
% of Households with Children	55.0%
% of Households - Married w/ Kids	44.3%
% of Households - Single Parent	10.8%
% of Households by Household Size	

Household Size	Percentage
1 person	~17.5%
2 persons	30.0%
3 persons	~18.5%
4 persons	~23.0%
5 or more persons	~11.5%



Visible Minorities & Language	
Population by Visible Minority	
Chinese	0.9%
South Asian	2.9%
Black	1.3%
Filipino	0.8%
Latin American	0.9%
Southeast Asian	0.3%
Arab	0.4%
West Asian	0.1%
Korean	0.2%
Japanese	0.2%
Visible minority, n.i.e.	0.4%
Multiple visible minorities	0.4%
Population by Mother Tongue	
Single Responses	98.5%
English	82.4%
French	2.0%
Non-Official languages	14.2%
Multiple responses	1.5%



Georgetown/Acton Independent & Free Press



Distribution Map

Map

