

Georgina Advocate



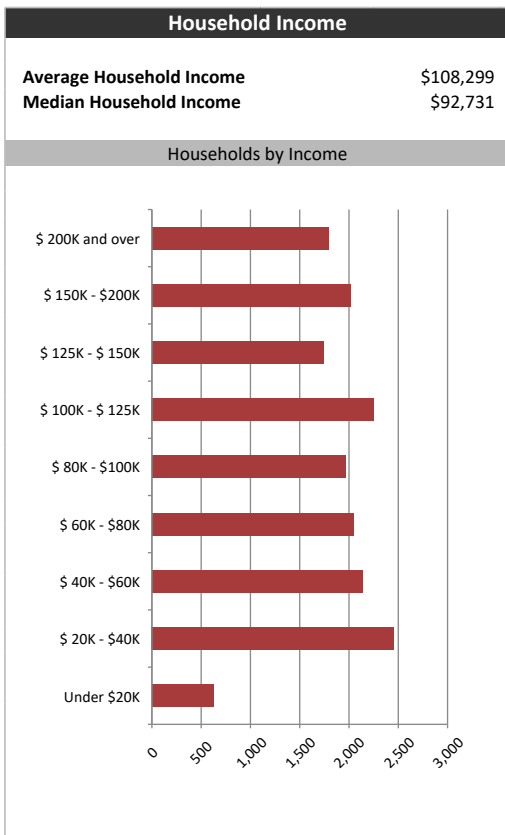
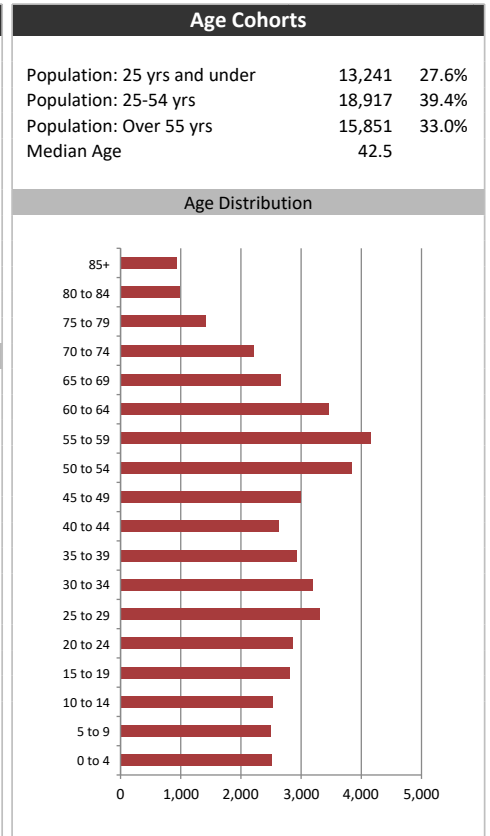
Summary Report

April 12, 2022

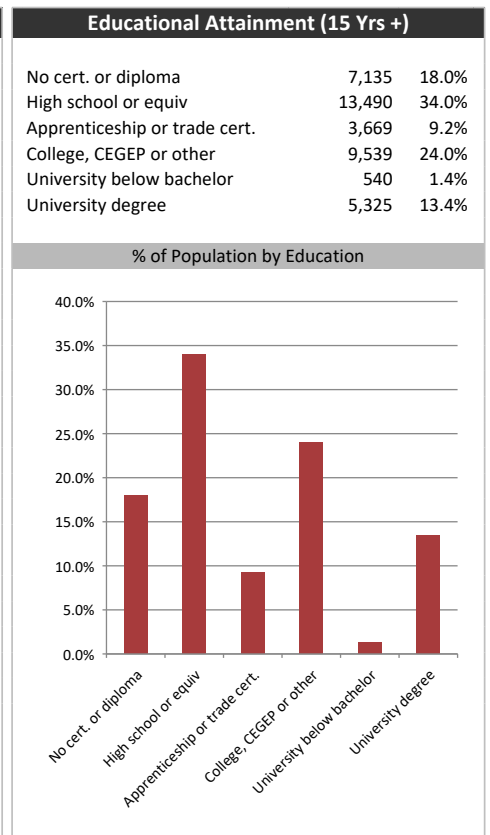
Market Information		
Average Household Spending / Yr		
Mortgage payments	\$	7,452
Cell Phone, Pager & Services	\$	1,629
Internet Access Services	\$	588
Home Renovations	\$	1,498
Retirement & pension fund payments	\$	1,955
Lotteries	\$	849
Health Insurance	\$	529
Household appliances	\$	665
Furnishings	\$	1,680
Computer hardware	\$	294
Auto/Truck Purchase	\$	7,400
Auto/Truck Rental or Lease	\$	219
Air Travel	\$	369
Age of Home Owners		
15 to 24 years	173	1.0%
25 to 34 years	2,236	13.1%
35 to 44 years	2,601	15.3%
45 to 54 years	3,492	20.5%
55 to 64 years	4,067	23.9%
65 to 74 years	2,612	15.3%
75 years or over	1,862	10.9%

Population & Household Summary	
Total Population	48,009
Population Growth 2016-2021	7.2%
Population Growth 2021-2026	7.6%
Total Households	17,042
Household Growth 2016-2021	4.1%
Household Growth 2021-2026	7.3%
% of Households with Children	49.0%
% of Households - Married w/ Kids	35.4%
% of Households - Single Parent	13.7%
% of Households by Household Size	

Household Size	Percentage
1 person	20.5%
2 persons	33.0%
3 persons	18.5%
4 persons	18.0%
5 or more persons	10.0%



Visible Minorities & Language	
Population by Visible Minority	
Chinese	1.8%
South Asian	2.1%
Black	2.0%
Filipino	0.8%
Latin American	1.0%
Southeast Asian	0.4%
Arab	0.3%
West Asian	0.5%
Korean	0.2%
Japanese	0.1%
Visible minority, n.i.e.	0.2%
Multiple visible minorities	0.8%
Population by Mother Tongue	
Single Responses	99.0%
English	87.4%
French	1.3%
Non-Official languages	10.3%
Multiple responses	1.0%



Georgina Advocate

Distribution Map

Map

