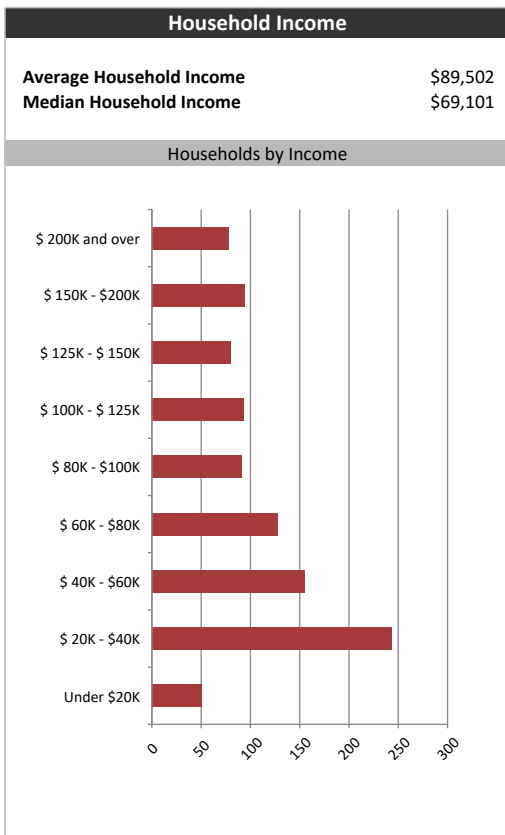
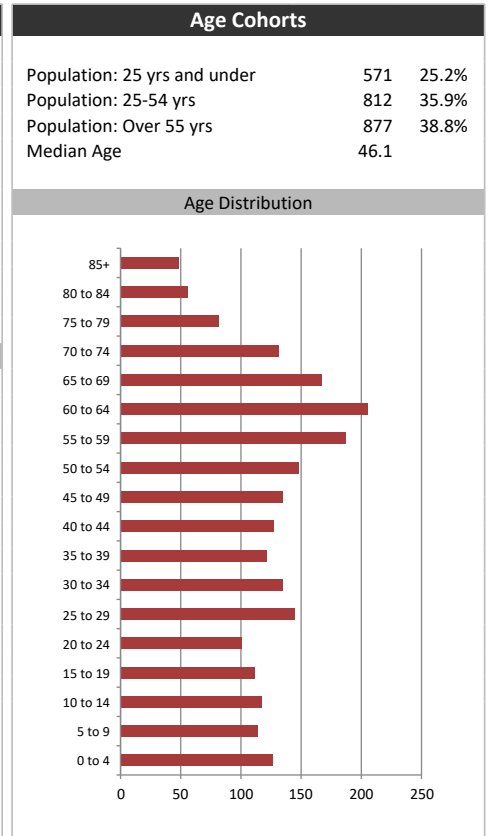


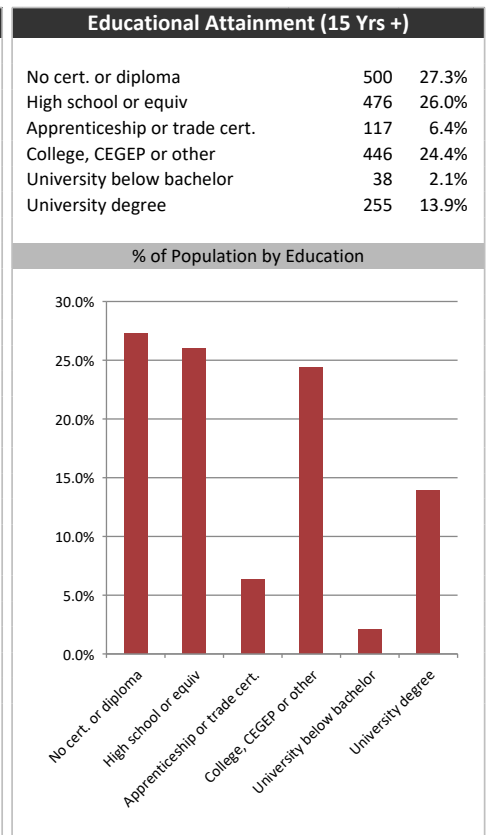
Market Information		
Average Household Spending / Yr		
Mortgage payments	\$	2,829
Cell Phone, Pager & Services	\$	1,157
Internet Access Services	\$	467
Home Renovations	\$	939
Retirement & pension fund payments	\$	1,973
Lotteries	\$	788
Health Insurance	\$	482
Household appliances	\$	479
Furnishings	\$	1,124
Computer hardware	\$	117
Auto/Truck Purchase	\$	7,322
Auto/Truck Rental or Lease	\$	64
Air Travel	\$	165
Age of Home Owners		
15 to 24 years	42	4.1%
25 to 34 years	159	15.7%
35 to 44 years	120	11.8%
45 to 54 years	183	18.0%
55 to 64 years	236	23.3%
65 to 74 years	174	17.2%
75 years or over	99	9.7%

Population & Household Summary	
Total Population	2,260
Population Growth 2016-2021	-0.1%
Population Growth 2021-2026	-1.7%
Total Households	1,013
Household Growth 2016-2021	0.5%
Household Growth 2021-2026	-1.4%
% of Households with Children	32.9%
% of Households - Married w/ Kids	20.3%
% of Households - Single Parent	12.6%
% of Households by Household Size	

Household Size	% of Households
1 person	35.0%
2 persons	39.0%
3 persons	13.0%
4 persons	10.0%
5 or more persons	5.0%



Visible Minorities & Language	
Population by Visible Minority	
Chinese	0.3%
South Asian	1.0%
Black	0.0%
Filipino	0.2%
Latin American	0.0%
Southeast Asian	0.0%
Arab	0.0%
West Asian	0.0%
Korean	0.0%
Japanese	0.0%
Visible minority, n.i.e.	0.0%
Multiple visible minorities	0.0%
Population by Mother Tongue	
Single Responses	97.8%
English	71.4%
French	22.1%
Non-Official languages	4.3%
Multiple responses	2.2%



# Geraldton Times Star

## Distribution Map

Map

