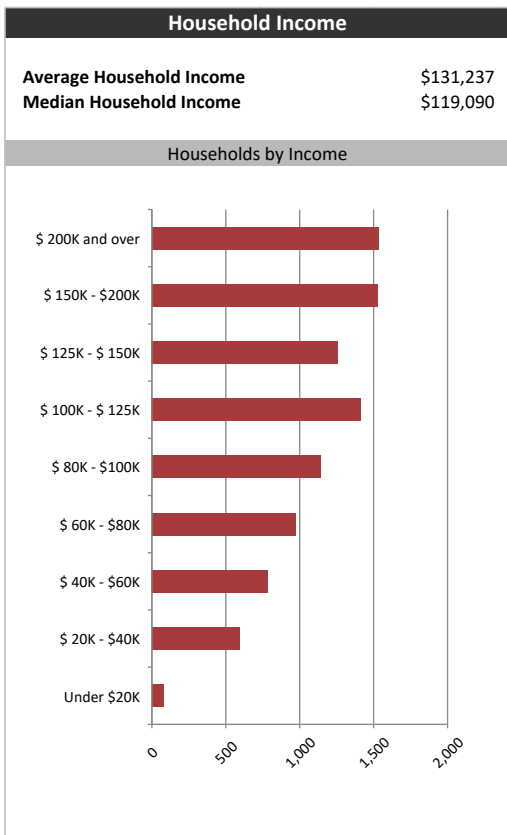
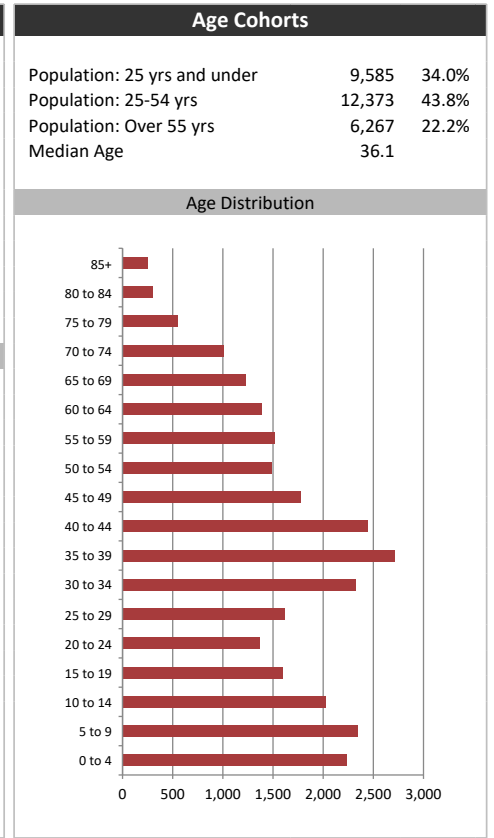


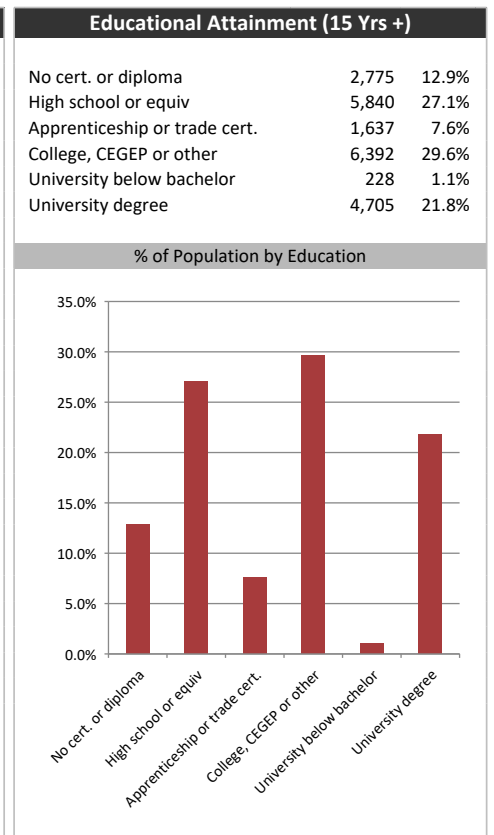
Market Information		
Average Household Spending / Yr		
Mortgage payments	\$	8,100
Cell Phone, Pager & Services	\$	1,430
Internet Access Services	\$	568
Home Renovations	\$	1,468
Retirement & pension fund payments	\$	2,788
Lotteries	\$	965
Health Insurance	\$	482
Household appliances	\$	983
Furnishings	\$	2,012
Computer hardware	\$	297
Auto/Truck Purchase	\$	9,228
Auto/Truck Rental or Lease	\$	181
Air Travel	\$	384
Age of Home Owners		
15 to 24 years	55	0.6%
25 to 34 years	1,527	16.4%
35 to 44 years	2,640	28.4%
45 to 54 years	1,809	19.5%
55 to 64 years	1,482	15.9%
65 to 74 years	1,118	12.0%
75 years or over	667	7.2%

Population & Household Summary	
Total Population	28,225
Population Growth 2016-2021	12.1%
Population Growth 2021-2026	10.6%
Total Households	9,300
Household Growth 2016-2021	11.3%
Household Growth 2021-2026	10.9%
% of Households with Children	56.4%
% of Households - Married w/ Kids	47.2%
% of Households - Single Parent	9.2%
% of Households by Household Size	

Household Size	Percentage
1 person	~13.5%
2 persons	~32.0%
3 persons	~19.0%
4 persons	~22.5%
5 or more persons	~14.5%



Visible Minorities & Language	
Population by Visible Minority	
Chinese	0.7%
South Asian	5.8%
Black	3.7%
Filipino	1.3%
Latin American	1.9%
Southeast Asian	0.6%
Arab	2.8%
West Asian	1.1%
Korean	0.2%
Japanese	0.1%
Visible minority, n.i.e.	0.4%
Multiple visible minorities	0.5%
Population by Mother Tongue	
Single Responses	97.9%
English	77.9%
French	1.4%
Non-Official languages	18.6%
Multiple responses	2.1%



# Glanbrook Gazette

## Distribution Map

Map

