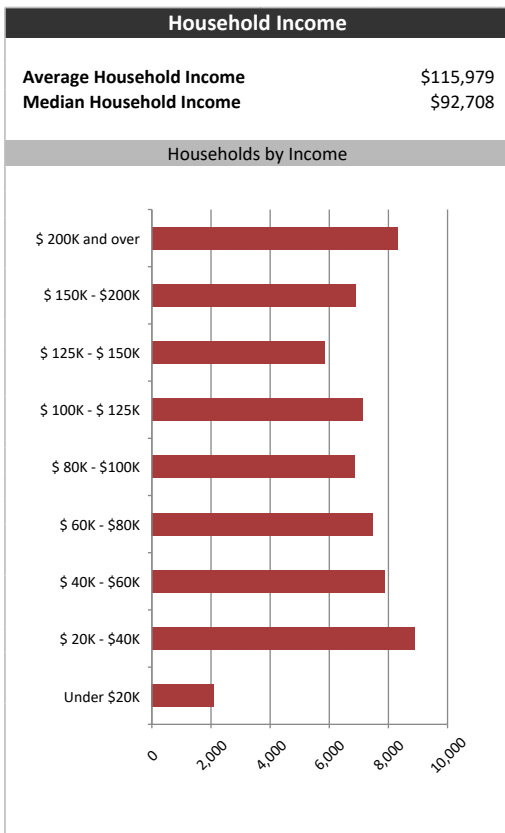
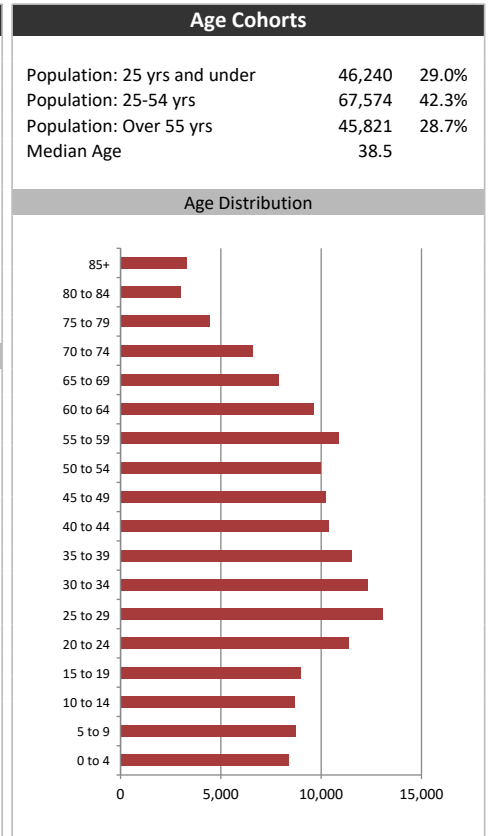


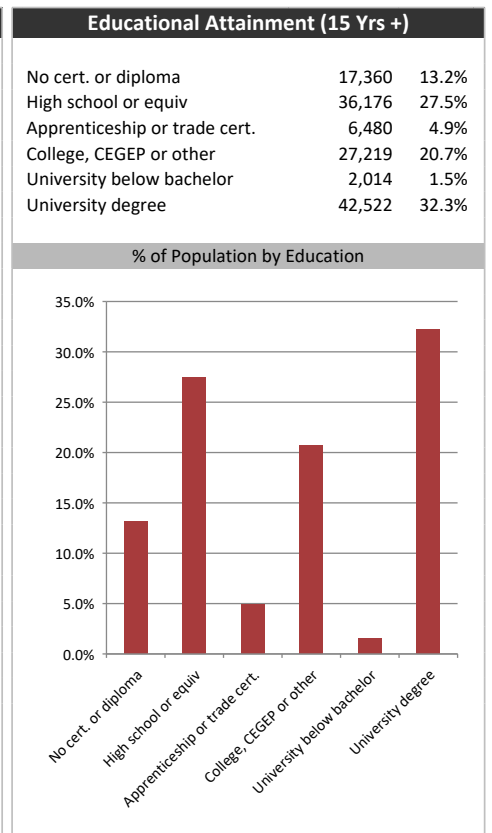
Market Information		
Average Household Spending / Yr		
Mortgage payments	\$	6,906
Cell Phone, Pager & Services	\$	1,426
Internet Access Services	\$	595
Home Renovations	\$	1,009
Retirement & pension fund payments	\$	2,126
Lotteries	\$	630
Health Insurance	\$	472
Household appliances	\$	734
Furnishings	\$	2,156
Computer hardware	\$	317
Auto/Truck Purchase	\$	6,965
Auto/Truck Rental or Lease	\$	299
Air Travel	\$	473
Age of Home Owners		
15 to 24 years	2,448	4.0%
25 to 34 years	10,631	17.3%
35 to 44 years	11,351	18.5%
45 to 54 years	11,006	17.9%
55 to 64 years	11,632	19.0%
65 to 74 years	8,257	13.5%
75 years or over	6,026	9.8%

Population & Household Summary	
Total Population	159,635
Population Growth 2016-2021	8.1%
Population Growth 2021-2026	7.2%
Total Households	61,349
Household Growth 2016-2021	6.0%
Household Growth 2021-2026	7.2%
% of Households with Children	42.5%
% of Households - Married w/ Kids	31.6%
% of Households - Single Parent	10.9%
% of Households by Household Size	

Household Size	Percentage
1 person	~26.5%
2 persons	~33.0%
3 persons	~16.5%
4 persons	~16.0%
5 or more persons	~8.0%



Visible Minorities & Language	
Population by Visible Minority	
Chinese	3.4%
South Asian	5.9%
Black	2.6%
Filipino	1.9%
Latin American	1.1%
Southeast Asian	1.9%
Arab	0.7%
West Asian	1.4%
Korean	0.2%
Japanese	0.1%
Visible minority, n.i.e.	0.3%
Multiple visible minorities	1.0%
Population by Mother Tongue	
Single Responses	98.3%
English	77.1%
French	1.4%
Non-Official languages	19.8%
Multiple responses	1.7%



# Guelph Mercury Tribune

## Distribution Map

Map

