

Kempville Advance



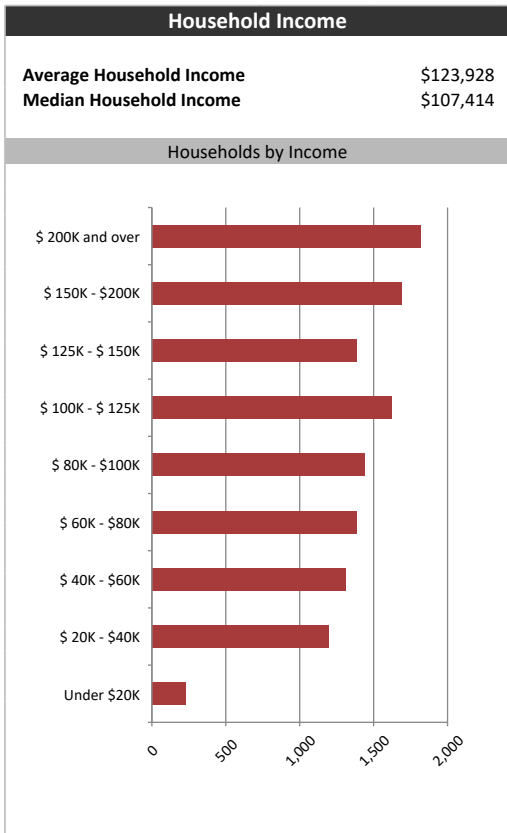
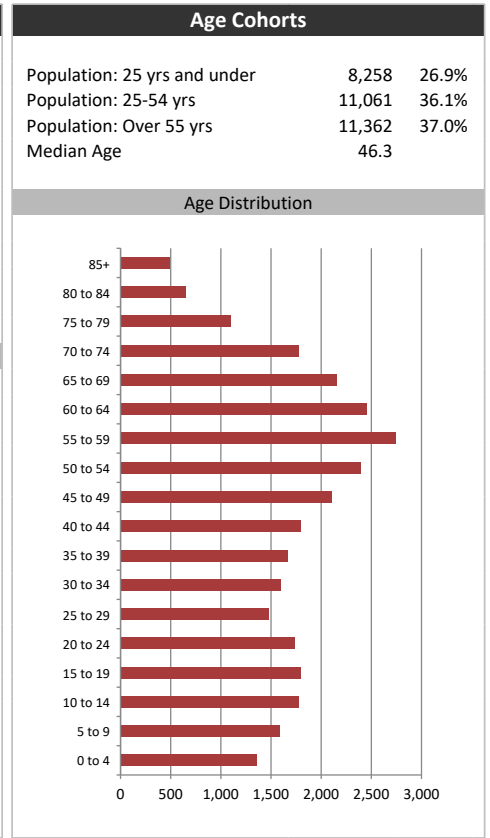
Summary Report

April 12, 2022

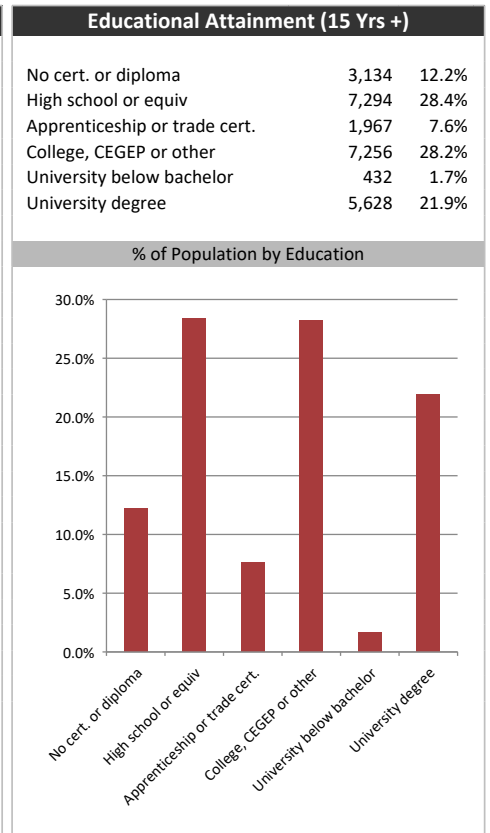
Market Information		
Average Household Spending / Yr		
Mortgage payments	\$	7,225
Cell Phone, Pager & Services	\$	1,433
Internet Access Services	\$	614
Home Renovations	\$	2,605
Retirement & pension fund payments	\$	3,083
Lotteries	\$	859
Health Insurance	\$	1,028
Household appliances	\$	937
Furnishings	\$	2,098
Computer hardware	\$	247
Auto/Truck Purchase	\$	9,852
Auto/Truck Rental or Lease	\$	133
Air Travel	\$	406
Age of Home Owners		
15 to 24 years	122	1.0%
25 to 34 years	1,218	10.1%
35 to 44 years	1,740	14.4%
45 to 54 years	2,509	20.8%
55 to 64 years	2,830	23.5%
65 to 74 years	2,330	19.3%
75 years or over	1,314	10.9%

Population & Household Summary	
Total Population	30,680
Population Growth 2016-2021	7.1%
Population Growth 2021-2026	2.8%
Total Households	12,063
Household Growth 2016-2021	8.1%
Household Growth 2021-2026	2.9%
% of Households with Children	41.2%
% of Households - Married w/ Kids	32.9%
% of Households - Single Parent	8.4%
% of Households by Household Size	

Household Size	Percentage
1 person	20.0%
2 persons	42.0%
3 persons	15.0%
4 persons	15.0%
5 or more persons	8.0%



Visible Minorities & Language	
Population by Visible Minority	
Chinese	0.6%
South Asian	0.6%
Black	0.6%
Filipino	0.2%
Latin American	0.4%
Southeast Asian	0.1%
Arab	0.2%
West Asian	0.0%
Korean	0.1%
Japanese	0.0%
Visible minority, n.i.e.	0.1%
Multiple visible minorities	0.2%
Population by Mother Tongue	
Single Responses	98.9%
English	88.5%
French	6.2%
Non-Official languages	4.1%
Multiple responses	1.1%



Kemptville Advance

Distribution Map

