

# Kincardine News




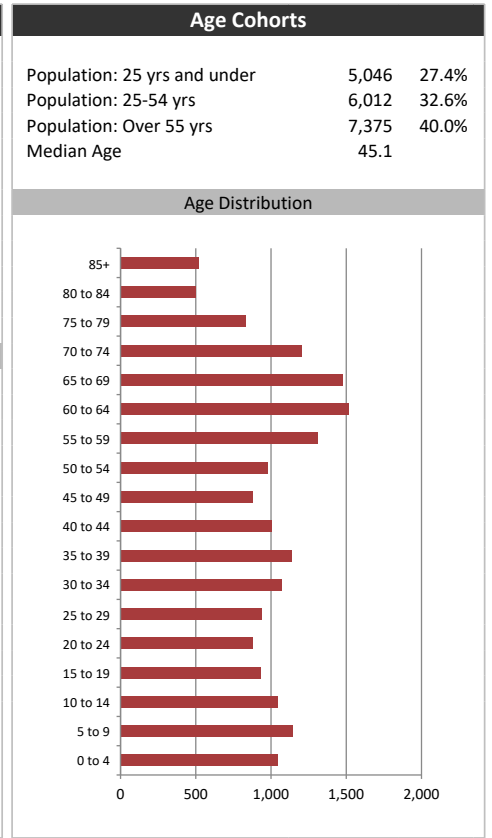
## Summary Report

April 12, 2022

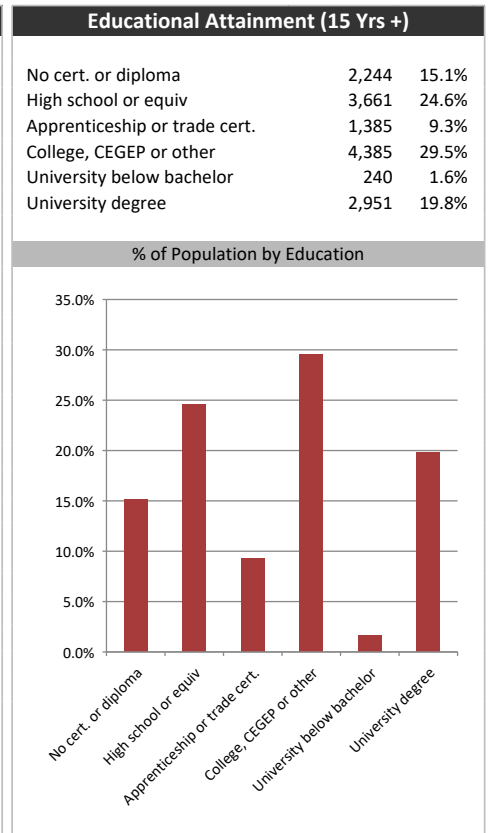
Market Information		
Average Household Spending / Yr		
Mortgage payments	\$	6,232
Cell Phone, Pager & Services	\$	1,229
Internet Access Services	\$	522
Home Renovations	\$	1,180
Retirement & pension fund payments	\$	2,573
Lotteries	\$	589
Health Insurance	\$	773
Household appliances	\$	713
Furnishings	\$	2,270
Computer hardware	\$	226
Auto/Truck Purchase	\$	10,182
Auto/Truck Rental or Lease	\$	218
Air Travel	\$	226
Age of Home Owners		
15 to 24 years	100	1.3%
25 to 34 years	961	12.7%
35 to 44 years	1,241	16.4%
45 to 54 years	1,003	13.3%
55 to 64 years	1,631	21.6%
65 to 74 years	1,547	20.5%
75 years or over	1,067	14.1%

Population & Household Summary	
Total Population	18,433
Population Growth 2016-2021	7.1%
Population Growth 2021-2026	4.4%
Total Households	7,549
Household Growth 2016-2021	5.1%
Household Growth 2021-2026	3.5%
% of Households with Children	34.4%
% of Households - Married w/ Kids	27.9%
% of Households - Single Parent	6.5%
% of Households by Household Size	

Household Size	% of Households
1 person	27.5%
2 persons	41.0%
3 persons	13.0%
4 persons	13.5%
5 or more persons	7.0%



Visible Minorities & Language	
Population by Visible Minority	
Chinese	0.5%
South Asian	2.5%
Black	0.6%
Filipino	0.5%
Latin American	0.1%
Southeast Asian	0.2%
Arab	0.1%
West Asian	0.1%
Korean	0.3%
Japanese	0.0%
Visible minority, n.i.e.	0.1%
Multiple visible minorities	0.2%
Population by Mother Tongue	
Single Responses	99.4%
English	88.5%
French	1.3%
Non-Official languages	9.5%
Multiple responses	0.6%



# Kincardine News

## Distribution Map

Map

