

Manitoulin West Recorder



Summary Report

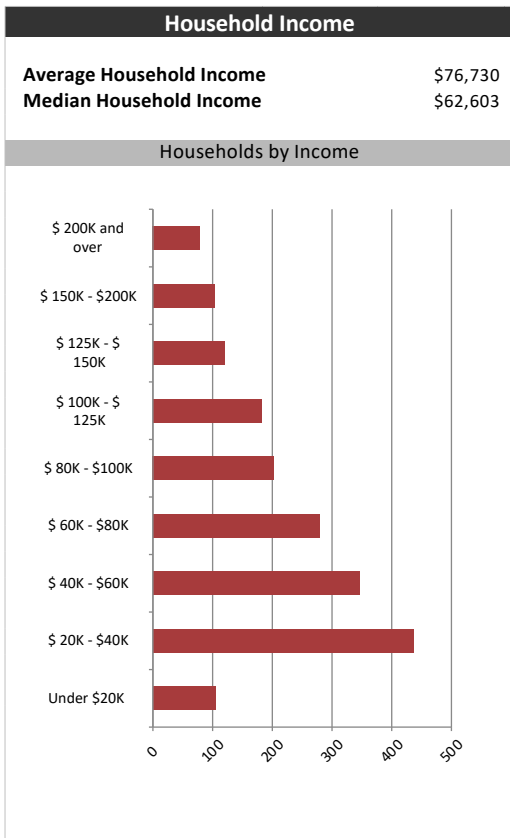
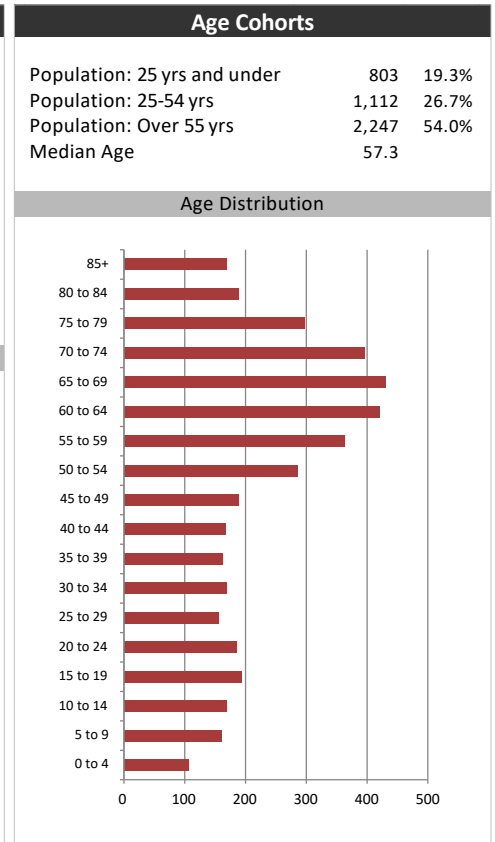
March 15, 2021

Market Information		
Average Household Spending / Yr		
Mortgage payments	\$	2,011
Cell Phone, Pager & Services	\$	873
Internet Access Services	\$	468
Home Renovations	\$	1,817
Retirement & pension fund payments	\$	943
Lotteries	\$	1,279
Health Insurance	\$	413
Household appliances	\$	715
Furnishings	\$	881
Computer hardware	\$	173
Auto/Truck Purchase	\$	6,040
Auto/Truck Rental or Lease	\$	77
Air Travel	\$	246

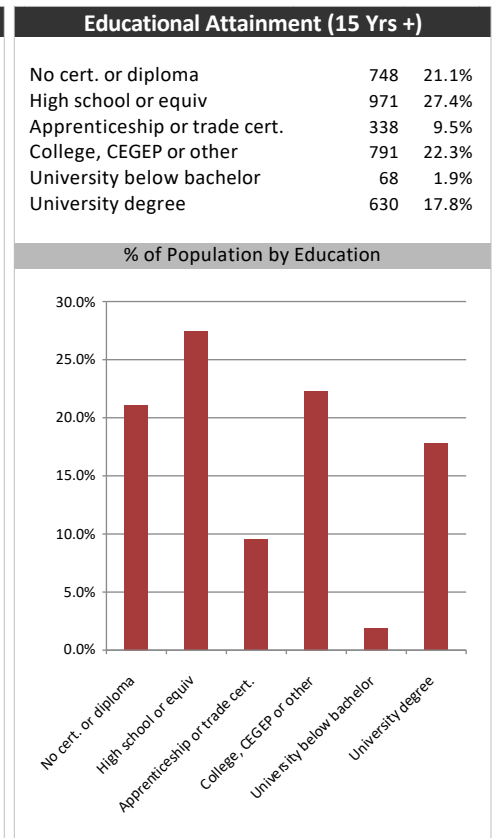
Age of Home Owners		
15 to 24 years	33	1.8%
25 to 34 years	128	7.0%
35 to 44 years	159	8.7%
45 to 54 years	208	11.4%
55 to 64 years	441	24.0%
65 to 74 years	491	26.8%
75 years or over	373	20.3%

Population & Household Summary	
Total Population	4,162
Population Growth 2015-2020	3.8%
Population Growth 2020-2025	1.8%
Total Households	1,833
Household Growth 2015-2020	0.9%
Household Growth 2020-2025	1.2%
% of Households with Children	23.9%
% of Households - Married w/ Kids	17.0%
% of Households - Single Parent	7.0%

% of Households by Household Size	
1 person	30.0%
2 persons	48.0%
3 persons	8.0%
4 persons	9.0%
5 or more persons	5.0%



Visible Minorities & Language	
Population by Visible Minority	
Chinese	0.0%
South Asian	0.3%
Black	1.0%
Filipino	0.0%
Latin American	0.0%
Southeast Asian	0.0%
Arab	0.0%
West Asian	0.0%
Korean	0.0%
Japanese	0.0%
Visible minority, n.i.e.	0.0%
Multiple visible minorities	0.0%
Population by Mother Tongue	
Single Responses	99.1%
English	89.6%
French	4.1%
Non-Official languages	5.4%
Multiple responses	0.9%



Manitoulin West Recorder

Map

