

Markham Economist & Sun/Stouffville Sun-Tribune



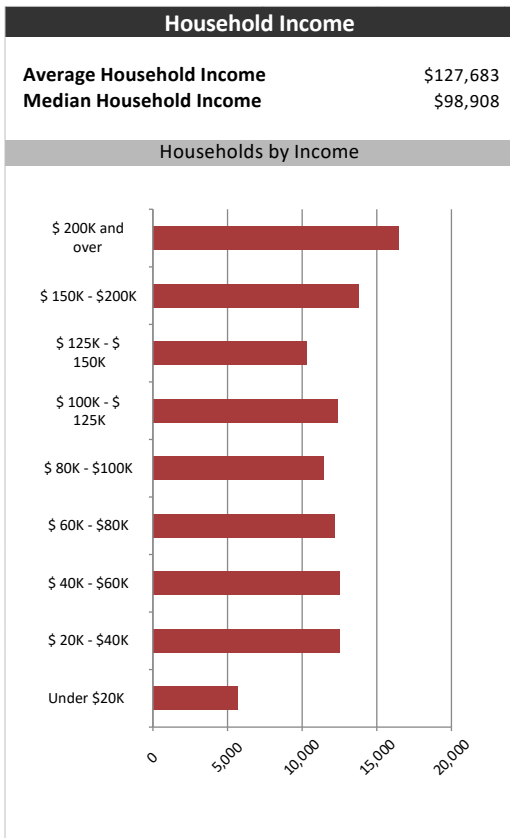
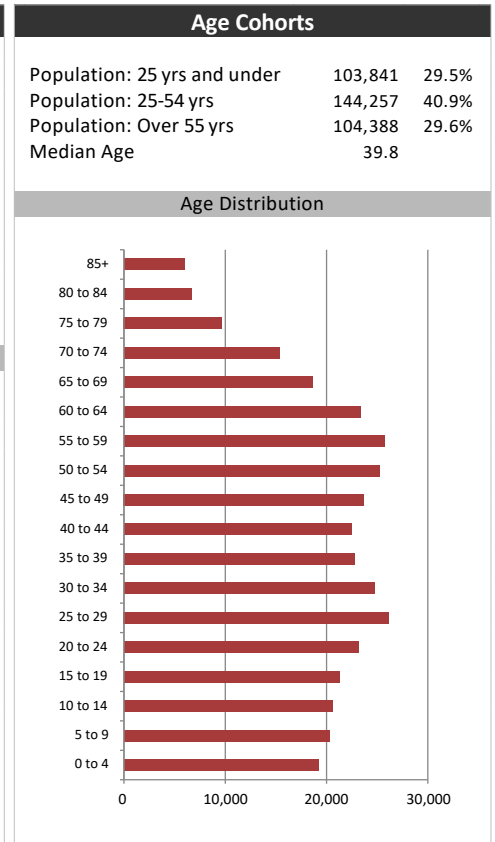
Summary Report

February 04, 2020

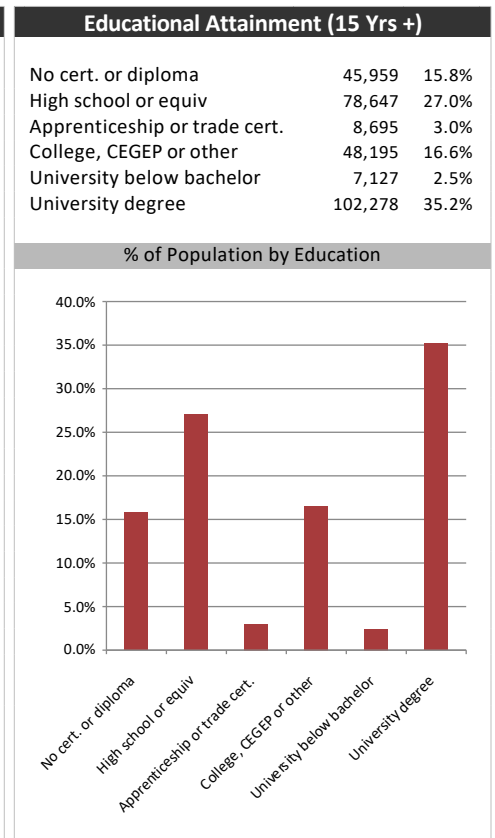
Market Information		
Average Household Spending / Yr		
Mortgage payments	\$	10,552
Cell Phone, Pager & Services	\$	1,661
Internet Access Services	\$	603
Home Renovations	\$	2,091
Retirement & pension fund payments	\$	1,847
Lotteries	\$	937
Health Insurance	\$	634
Household appliances	\$	667
Furnishings	\$	2,406
Computer hardware	\$	457
Auto/Truck Purchase	\$	8,664
Auto/Truck Rental or Lease	\$	513
Air Travel	\$	1,545
Age of Home Owners		
15 to 24 years	1,023	1.0%
25 to 34 years	12,703	11.9%
35 to 44 years	19,764	18.6%
45 to 54 years	24,438	23.0%
55 to 64 years	24,228	22.8%
65 to 74 years	15,689	14.7%
75 years or over	8,536	8.0%

Population & Household Summary	
Total Population	352,486
Population Growth 2014-2019	8.6%
Population Growth 2019-2024	8.1%
Total Households	106,381
Household Growth 2014-2019	9.1%
Household Growth 2019-2024	8.1%
% of Households with Children	61.4%
% of Households - Married w/ Kids	53.8%
% of Households - Single Parent	7.6%
% of Households by Household Size	

Household Size	% of Households
1 person	~12.5%
2 persons	~24.5%
3 persons	~20.5%
4 persons	~23.5%
5 or more persons	~18.5%



Visible Minorities & Language	
Population by Visible Minority	
Chinese	42.0%
South Asian	20.3%
Black	3.3%
Filipino	2.3%
Latin American	0.5%
Southeast Asian	0.7%
Arab	1.0%
West Asian	1.0%
Korean	0.5%
Japanese	0.2%
Visible minority, n.i.e.	1.1%
Multiple visible minorities	2.1%
Population by Mother Tongue	
Single Responses	95.8%
English	37.0%
French	0.6%
Non-Official languages	58.1%
Multiple responses	4.2%



Markham Economist & Sun/Stouffville Sun-Tribune



Distribution Map

Map

