

Lakeshore News Reporter



Summary Report

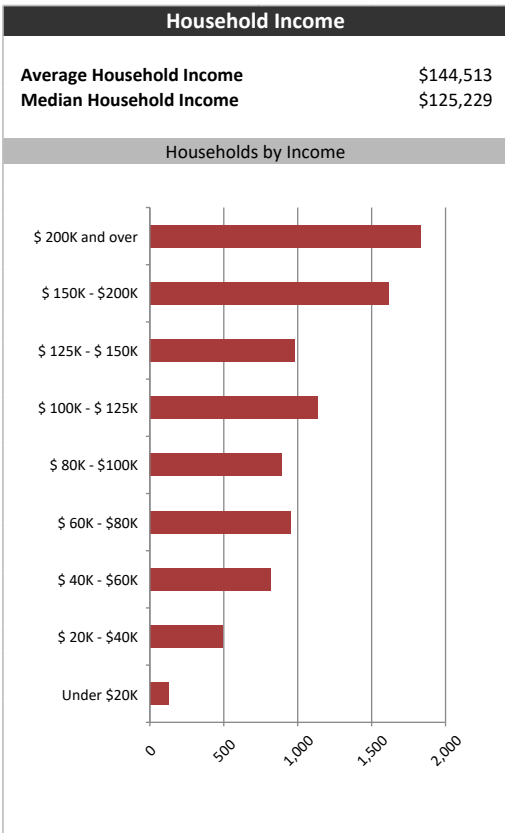
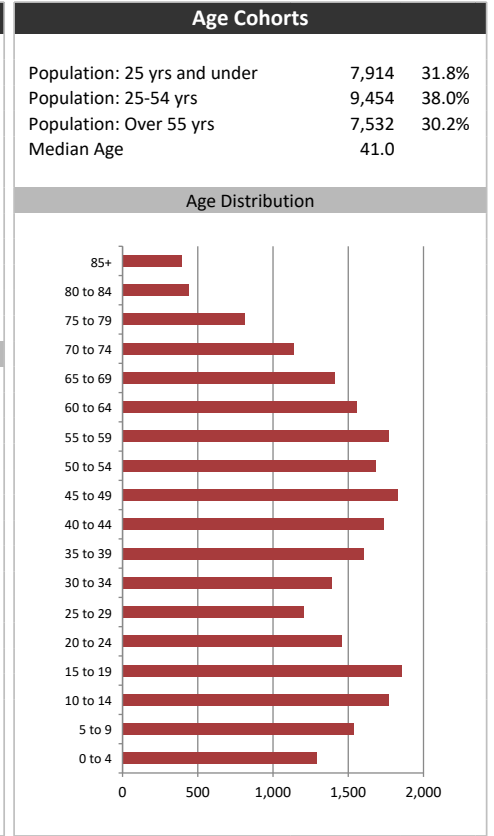
August 21, 2024

Market Information		
Average Household Spending / Yr		
Mortgage payments	\$	8,374
Cell Phone, Pager & Services	\$	1,574
Internet Access Services	\$	569
Home Renovations	\$	1,580
Retirement & pension fund payments	\$	2,669
Lotteries	\$	1,200
Household appliances	\$	1,110
Furnishings	\$	1,820
Computer hardware	\$	412
Auto/Truck Purchase	\$	7,349
Auto/Truck Rental or Lease	\$	187
Air Travel	\$	527

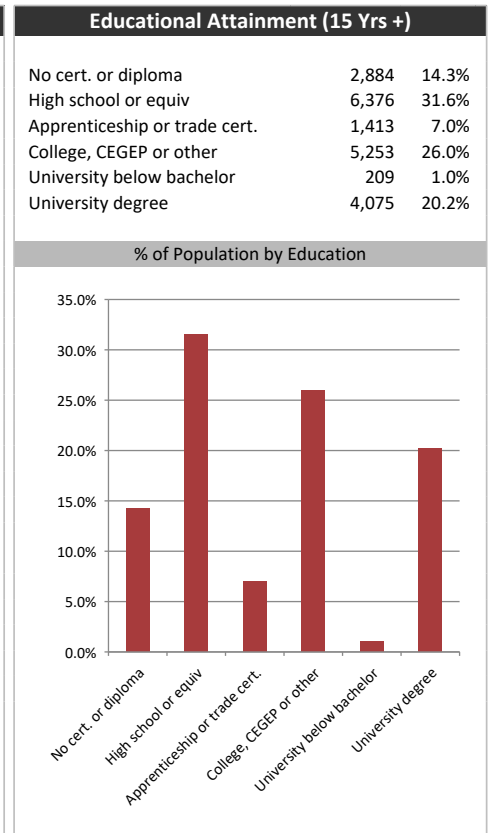
Age of Home Owners		
15 to 24 years	56	0.6%
25 to 34 years	979	11.1%
35 to 44 years	1,612	18.2%
45 to 54 years	1,912	21.6%
55 to 64 years	1,832	20.7%
65 to 74 years	1,442	16.3%
75 years or over	1,002	11.3%

Population & Household Summary	
Total Population	24,899
Population Growth 2018-2023	3.8%
Population Growth 2023-2028	1.9%
Total Households	8,835
Household Growth 2018-2023	1.2%
Household Growth 2023-2028	1.4%
% of Households with Children	50.5%
% of Households - Married w/ Kids	40.8%
% of Households - Single Parent	9.7%

% of Households by Household Size	
1 person	~17.5%
2 persons	~34.5%
3 persons	~16.0%
4 persons	~20.5%
5 or more persons	~11.5%



Visible Minorities & Language	
Population by Visible Minority	
Chinese	0.4%
South Asian	1.6%
Black	1.2%
Filipino	0.3%
Latin American	0.3%
Southeast Asian	0.7%
Arab	0.4%
West Asian	0.0%
Korean	0.2%
Japanese	0.0%
Visible minority, n.i.e.	0.3%
Multiple visible minorities	0.1%
Population by Mother Tongue	
Single Responses	98.5%
English	82.8%
French	8.1%
Non-Official languages	7.6%
Multiple responses	1.5%



Lakeshore News Reporter



Distribution Map

Map

