

North Simcoe Springwater News




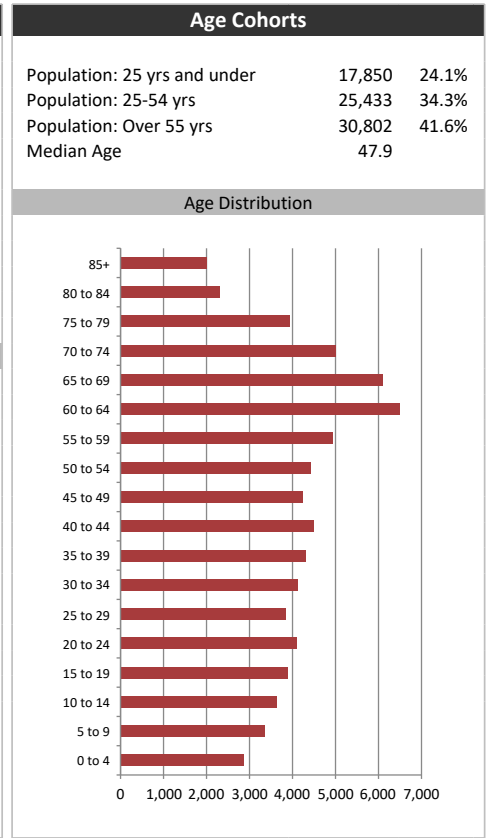
Summary Report

May 26, 2026

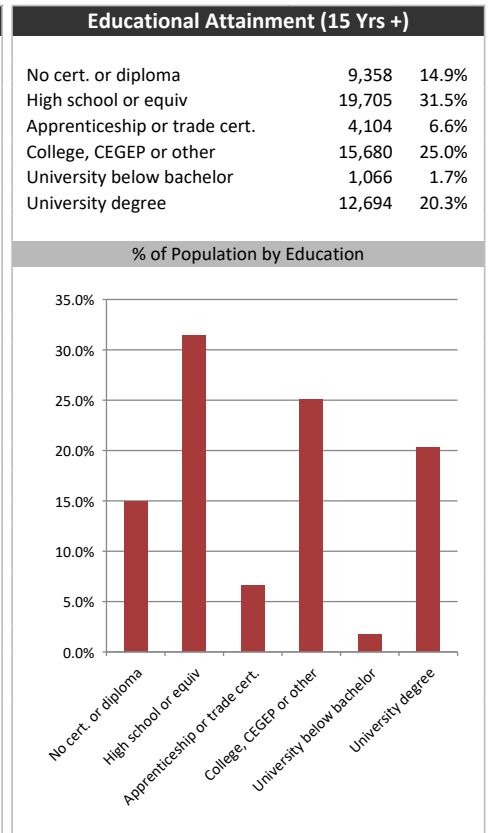
Market Information		
Average Household Spending / Yr		
Mortgage payments	\$	9,277
Cell Phone, Pager & Services	\$	1,742
Internet Access Services	\$	1,169
Home Renovations	\$	810
Retirement & pension fund payments	\$	5,411
Lotteries	\$	1,289
Household appliances	\$	989
Furnishings	\$	1,954
Computer hardware	\$	380
Auto/Truck Purchase	\$	4,974
Auto/Truck Rental or Lease	\$	273
Air Travel	\$	908
Age of Home Owners		
15 to 24 years	243	0.8%
25 to 34 years	2,721	9.4%
35 to 44 years	4,220	14.6%
45 to 54 years	4,531	15.7%
55 to 64 years	6,262	21.6%
65 to 74 years	6,163	21.3%
75 years or over	8,250	11.1%

Population & Household Summary	
Total Population	74,086
Population Growth 2020-2025	9.9%
Population Growth 2025-2030	7.0%
Total Households	28,937
Household Growth 2020-2025	9.0%
Household Growth 2025-2030	6.8%
% of Households with Children	38.7%
% of Households - Married w/ Kids	28.7%
% of Households - Single Parent	10.0%
% of Households by Household Size	

Household Size	Percentage
1 person	24.0%
2 persons	39.0%
3 persons	15.0%
4 persons	14.0%
5 or more persons	8.0%



Visible Minorities & Language	
Population by Visible Minority	
Chinese	0.5%
South Asian	0.8%
Black	0.8%
Filipino	0.4%
Latin American	0.3%
Southeast Asian	0.3%
Arab	0.2%
West Asian	0.1%
Korean	0.1%
Japanese	0.1%
Visible minority, n.i.e.	0.2%
Multiple visible minorities	0.2%
Population by Mother Tongue	
Single Responses	97.7%
English	84.5%
French	4.1%
Non-Official languages	9.1%
Multiple responses	2.3%



North Simcoe Springwater News

Distribution Map

Map

