

# Ottawa Your Community Voice Carleton Place & Almonte



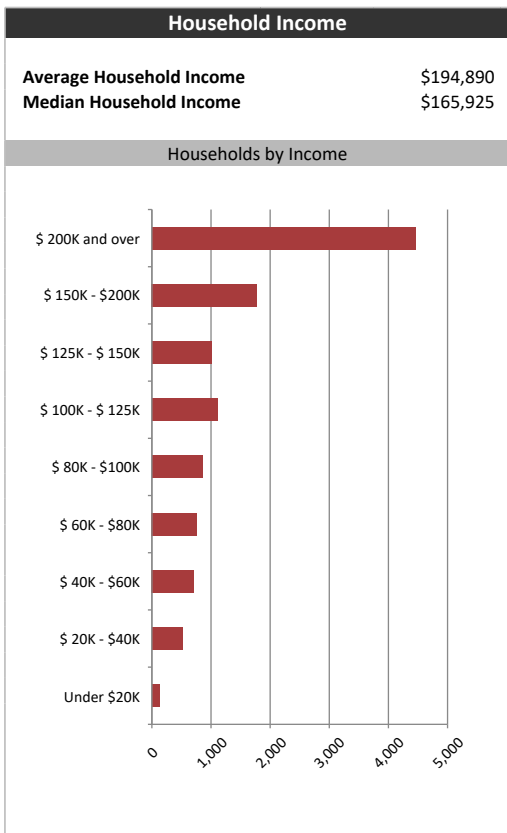
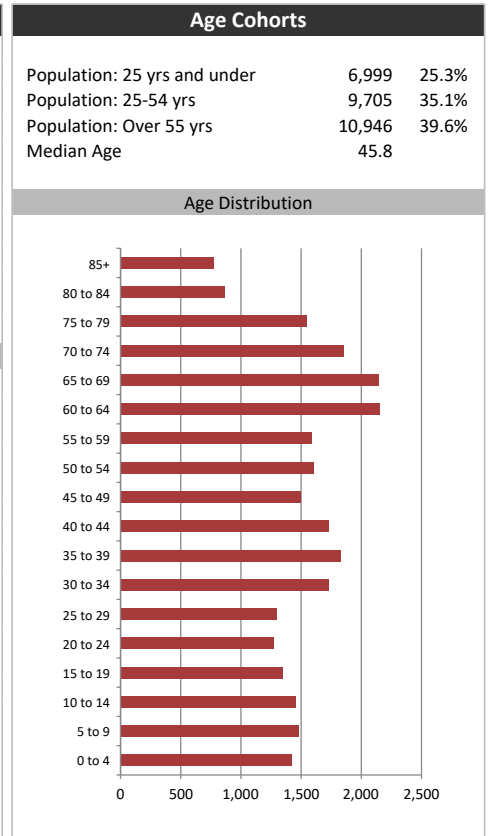
## Summary Report

May 26, 2026

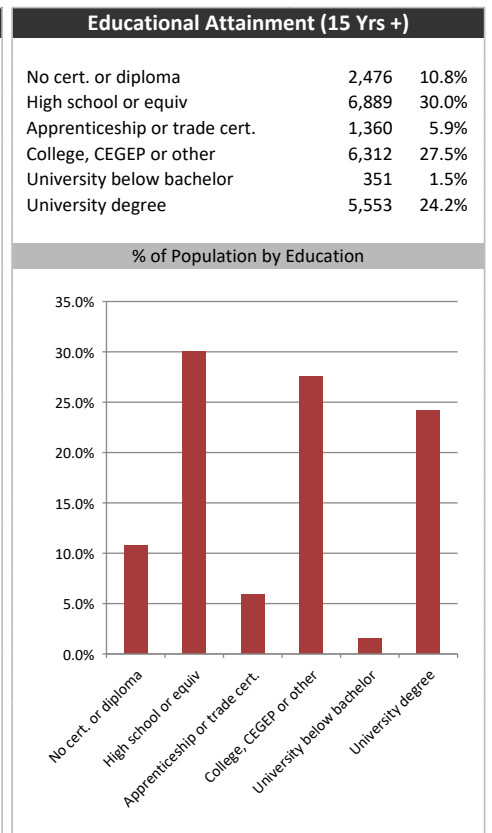
Market Information		
Average Household Spending / Yr		
Mortgage payments	\$	10,451
Cell Phone, Pager & Services	\$	1,997
Internet Access Services	\$	1,377
Home Renovations	\$	2,614
Retirement & pension fund payments	\$	8,366
Lotteries	\$	1,581
Household appliances	\$	1,234
Furnishings	\$	2,685
Computer hardware	\$	466
Auto/Truck Purchase	\$	6,280
Auto/Truck Rental or Lease	\$	444
Air Travel	\$	1,230
Age of Home Owners		
15 to 24 years	183	1.6%
25 to 34 years	1,298	11.5%
35 to 44 years	1,799	15.9%
45 to 54 years	1,665	14.7%
55 to 64 years	2,186	19.3%
65 to 74 years	2,291	20.2%
75 years or over	3,199	11.6%

Population & Household Summary	
Total Population	27,650
Population Growth 2020-2025	14.1%
Population Growth 2025-2030	11.0%
Total Households	11,328
Household Growth 2020-2025	11.8%
Household Growth 2025-2030	10.0%
% of Households with Children	37.2%
% of Households - Married w/ Kids	26.8%
% of Households - Single Parent	10.4%
% of Households by Household Size	

Household Size	% of Households
1 person	26.5%
2 persons	40.0%
3 persons	14.5%
4 persons	13.5%
5 or more persons	5.5%



Visible Minorities & Language	
Population by Visible Minority	
Chinese	0.4%
South Asian	0.6%
Black	1.3%
Filipino	0.3%
Latin American	0.4%
Southeast Asian	0.2%
Arab	0.4%
West Asian	0.1%
Korean	0.0%
Japanese	0.1%
Visible minority, n.i.e.	0.0%
Multiple visible minorities	0.2%
Population by Mother Tongue	
Single Responses	98.3%
English	88.4%
French	5.4%
Non-Official languages	4.5%
Multiple responses	1.7%



# Ottawa Your Community Voice Carleton Place & Almonte



## Distribution Map

Map

