

Ottawa Your Community Voice Kanata South



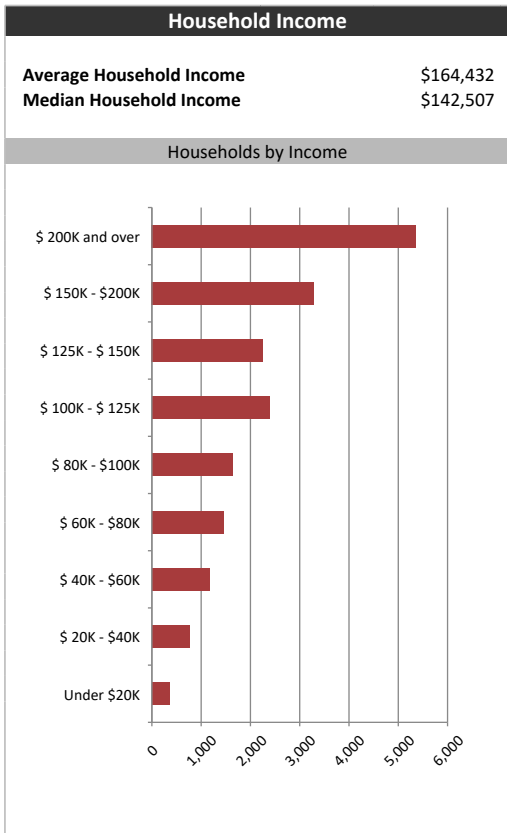
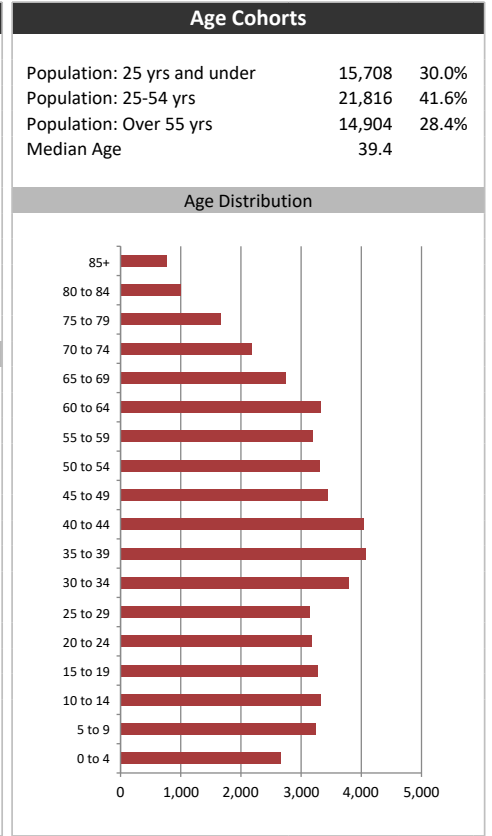
Summary Report

May 26, 2026

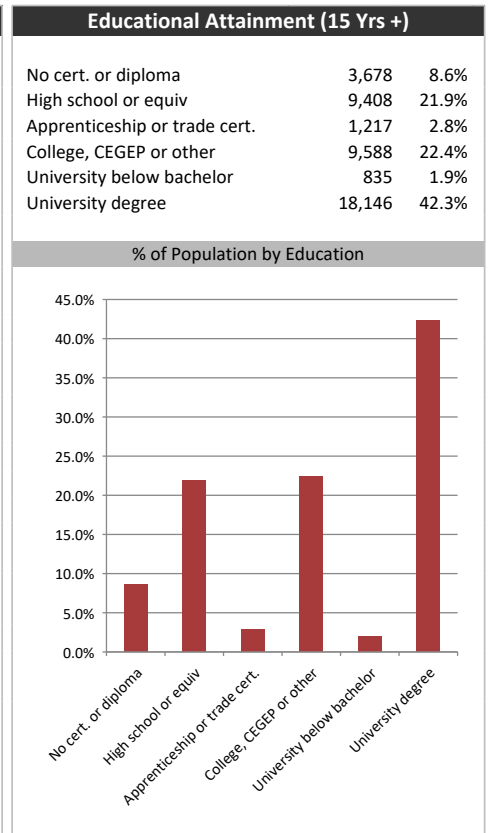
Market Information		
Average Household Spending / Yr		
Mortgage payments	\$	14,461
Cell Phone, Pager & Services	\$	1,822
Internet Access Services	\$	1,229
Home Renovations	\$	2,543
Retirement & pension fund payments	\$	10,035
Lotteries	\$	1,153
Household appliances	\$	1,008
Furnishings	\$	2,127
Computer hardware	\$	482
Auto/Truck Purchase	\$	4,358
Auto/Truck Rental or Lease	\$	333
Air Travel	\$	1,316
Age of Home Owners		
15 to 24 years	133	0.7%
25 to 34 years	2,573	13.8%
35 to 44 years	4,132	22.1%
45 to 54 years	3,610	19.3%
55 to 64 years	3,690	19.8%
65 to 74 years	2,769	14.8%
75 years or over	3,436	6.6%

Population & Household Summary	
Total Population	52,429
Population Growth 2020-2025	6.4%
Population Growth 2025-2030	5.7%
Total Households	18,660
Household Growth 2020-2025	4.7%
Household Growth 2025-2030	5.7%
% of Households with Children	52.0%
% of Households - Married w/ Kids	40.3%
% of Households - Single Parent	11.6%
% of Households by Household Size	

Household Size	% of Households
1 person	~18%
2 persons	~34%
3 persons	~20%
4 persons	~19%
5 or more persons	~10%



Visible Minorities & Language	
Population by Visible Minority	
Chinese	5.2%
South Asian	5.8%
Black	4.5%
Filipino	1.1%
Latin American	1.6%
Southeast Asian	2.1%
Arab	3.0%
West Asian	1.0%
Korean	0.3%
Japanese	0.3%
Visible minority, n.i.e.	0.2%
Multiple visible minorities	1.0%
Population by Mother Tongue	
Single Responses	94.7%
English	62.5%
French	6.9%
Non-Official languages	25.3%
Multiple responses	5.3%



Ottawa Your Community Voice Kanata South



Distribution Map

Map

