

# Ottawa Your Community Voice Stittsville



## Summary Report

May 26, 2026

Market Information		
Average Household Spending / Yr		
Mortgage payments	\$	15,469
Cell Phone, Pager & Services	\$	1,889
Internet Access Services	\$	1,278
Home Renovations	\$	2,436
Retirement & pension fund payments	\$	11,172
Lotteries	\$	1,264
Household appliances	\$	1,191
Furnishings	\$	2,566
Computer hardware	\$	489
Auto/Truck Purchase	\$	5,148
Auto/Truck Rental or Lease	\$	374
Air Travel	\$	1,384

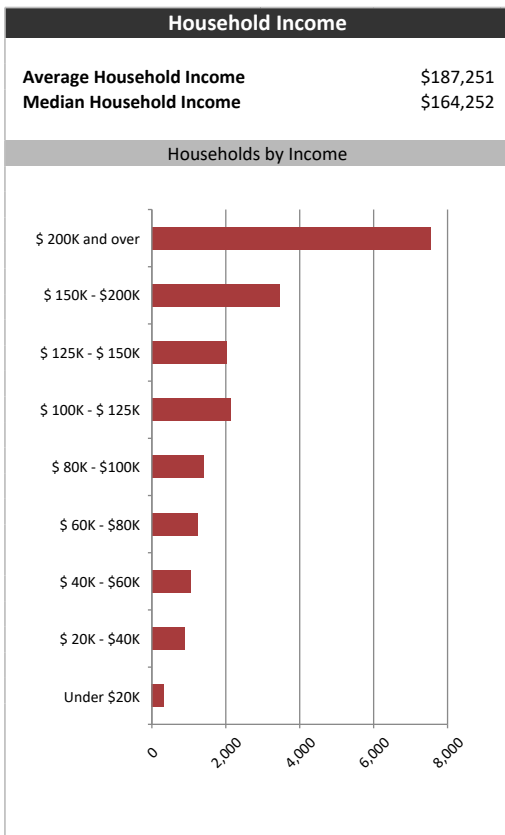
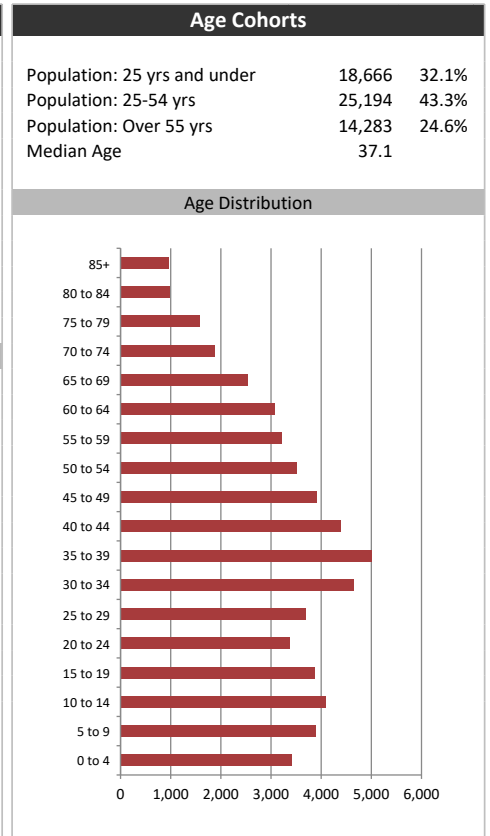
  

Age of Home Owners		
15 to 24 years	161	0.8%
25 to 34 years	3,213	16.0%
35 to 44 years	4,768	23.8%
45 to 54 years	4,193	20.9%
55 to 64 years	3,572	17.8%
65 to 74 years	2,366	11.8%
75 years or over	3,547	6.1%

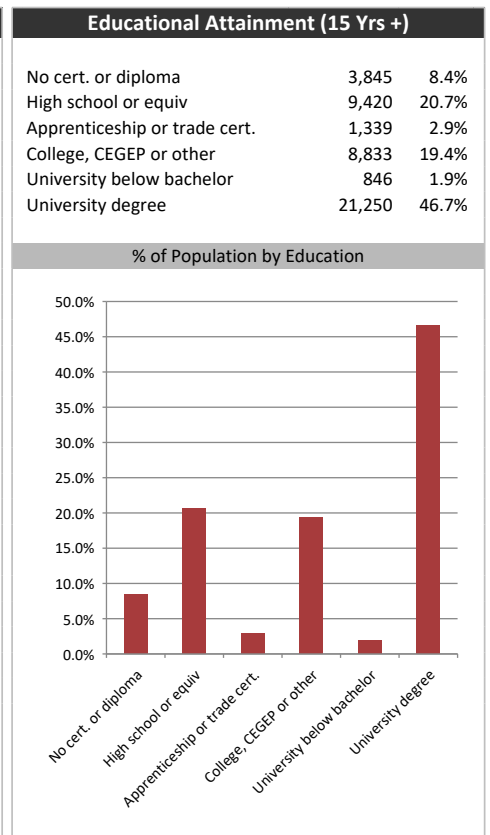
Population & Household Summary	
Total Population	58,143
Population Growth 2020-2025	18.9%
Population Growth 2025-2030	10.2%
Total Households	20,027
Household Growth 2020-2025	17.1%
Household Growth 2025-2030	10.3%
% of Households with Children	52.6%
% of Households - Married w/ Kids	43.3%
% of Households - Single Parent	9.3%

% of Households by Household Size	
1 person	~16.5%
2 persons	~32.5%
3 persons	~18.5%
4 persons	~21.5%
5 or more persons	~10.5%



Visible Minorities & Language	
<b>Population by Visible Minority</b>	
Chinese	4.0%
South Asian	7.1%
Black	3.8%
Filipino	0.9%
Latin American	1.0%
Southeast Asian	1.9%
Arab	2.9%
West Asian	1.1%
Korean	0.6%
Japanese	0.2%
Visible minority, n.i.e.	0.2%
Multiple visible minorities	0.7%
<b>Population by Mother Tongue</b>	
Single Responses	94.5%
English	63.5%
French	6.7%
Non-Official languages	24.4%
Multiple responses	5.5%



# Ottawa Your Community Voice Stittsville



## Distribution Map

Map

