

Simcoe Advocate



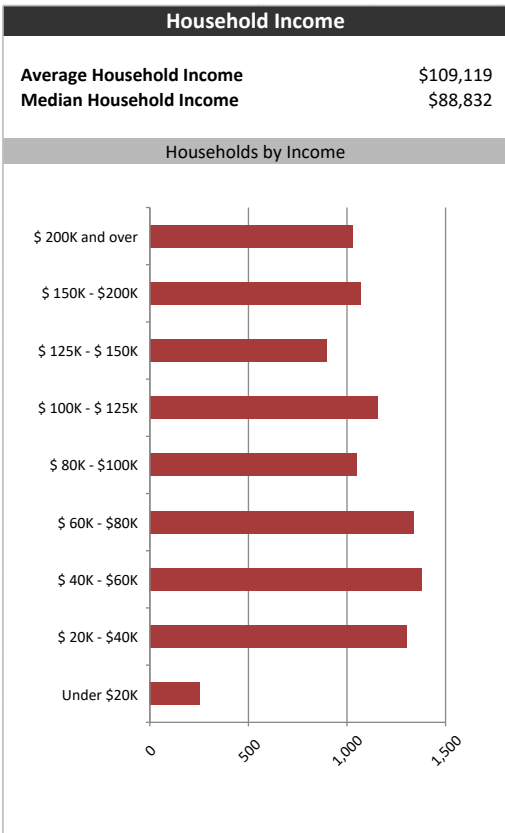
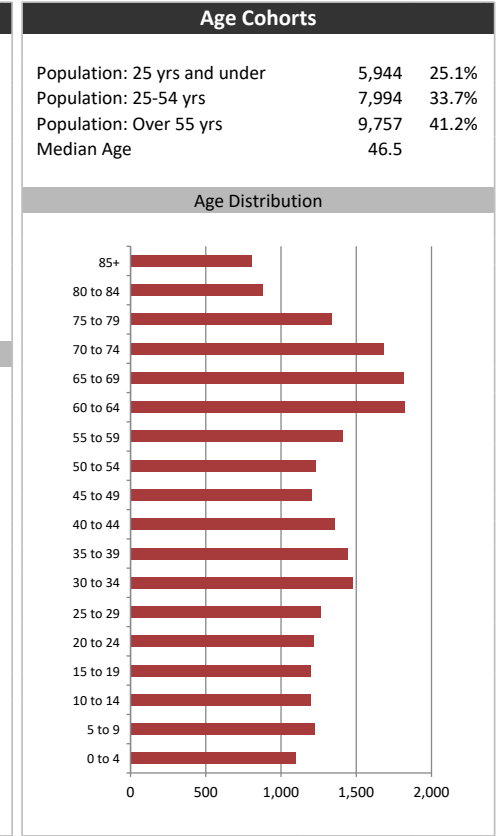
Summary Report

May 26, 2026

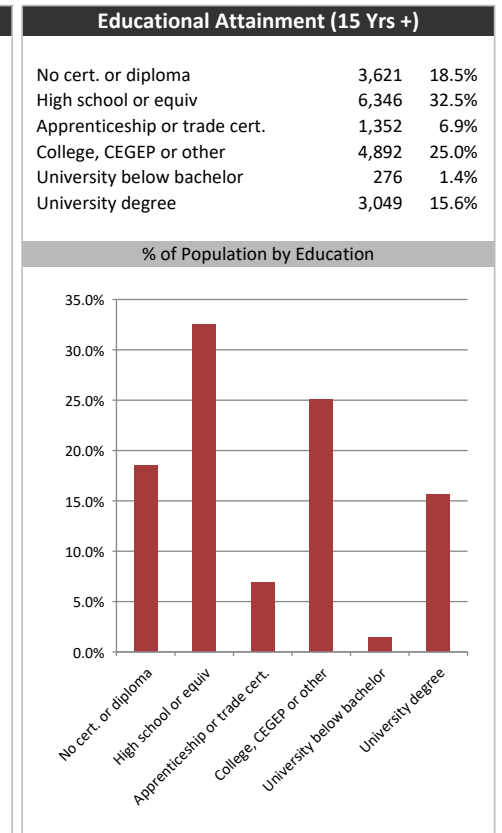
Market Information		
Average Household Spending / Yr		
Mortgage payments	\$	7,210
Cell Phone, Pager & Services	\$	1,563
Internet Access Services	\$	1,117
Home Renovations	\$	888
Retirement & pension fund payments	\$	4,270
Lotteries	\$	1,156
Household appliances	\$	859
Furnishings	\$	1,718
Computer hardware	\$	349
Auto/Truck Purchase	\$	4,065
Auto/Truck Rental or Lease	\$	250
Air Travel	\$	741
Age of Home Owners		
15 to 24 years	161	1.7%
25 to 34 years	1,163	12.3%
35 to 44 years	1,391	14.7%
45 to 54 years	1,170	12.4%
55 to 64 years	1,844	19.5%
65 to 74 years	2,045	21.6%
75 years or over	3,022	12.8%

Population & Household Summary	
Total Population	23,695
Population Growth 2020-2025	13.1%
Population Growth 2025-2030	7.9%
Total Households	9,469
Household Growth 2020-2025	4.6%
Household Growth 2025-2030	6.2%
% of Households with Children	33.4%
% of Households - Married w/ Kids	21.3%
% of Households - Single Parent	12.1%
% of Households by Household Size	

Household Size	Percentage
1 person	~31.5%
2 persons	~37.5%
3 persons	~13.0%
4 persons	~11.5%
5 or more persons	~7.5%



Visible Minorities & Language	
Population by Visible Minority	
Chinese	0.6%
South Asian	0.9%
Black	1.6%
Filipino	0.9%
Latin American	0.2%
Southeast Asian	0.3%
Arab	0.1%
West Asian	0.1%
Korean	0.2%
Japanese	0.1%
Visible minority, n.i.e.	0.1%
Multiple visible minorities	0.4%
Population by Mother Tongue	
Single Responses	98.6%
English	89.6%
French	1.0%
Non-Official languages	8.0%
Multiple responses	1.4%



Simcoe Advocate

Distribution Map

Map

