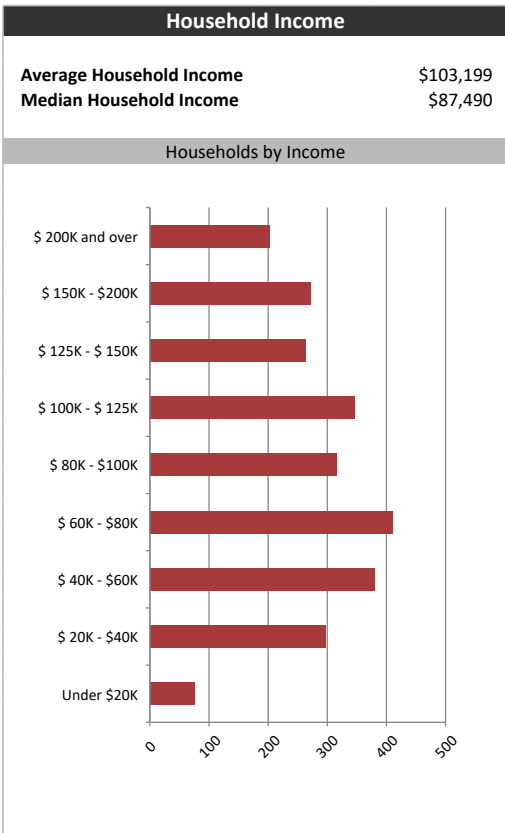
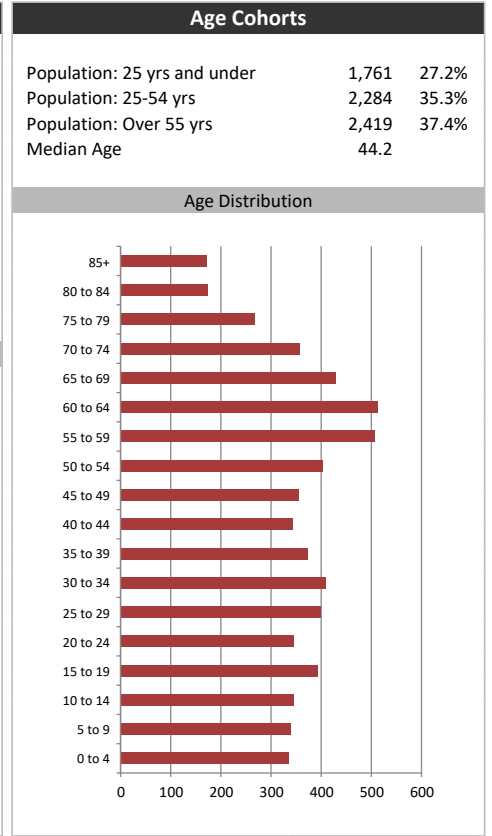


Market Information		
Average Household Spending / Yr		
Mortgage payments	\$	4,884
Cell Phone, Pager & Services	\$	1,322
Internet Access Services	\$	495
Home Renovations	\$	1,181
Retirement & pension fund payments	\$	1,601
Lotteries	\$	935
Household appliances	\$	968
Furnishings	\$	1,345
Computer hardware	\$	300
Auto/Truck Purchase	\$	5,349
Auto/Truck Rental or Lease	\$	124
Air Travel	\$	361

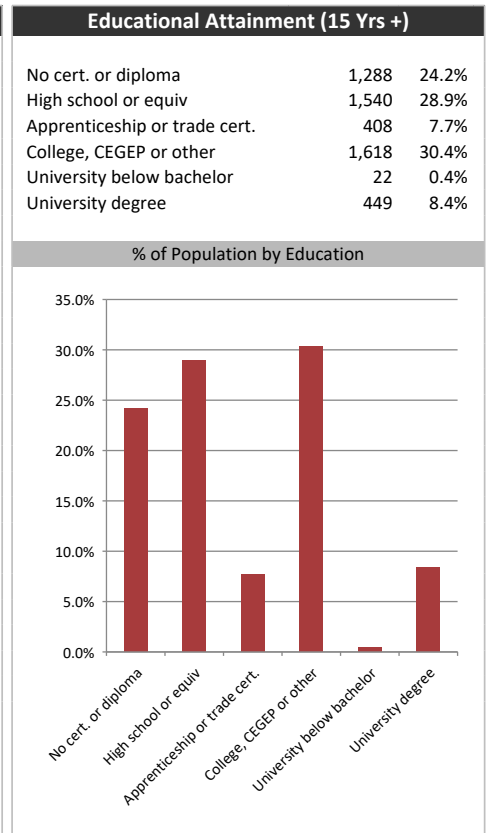
Age of Home Owners		
15 to 24 years	53	2.1%
25 to 34 years	343	13.4%
35 to 44 years	394	15.4%
45 to 54 years	412	16.1%
55 to 64 years	568	22.1%
65 to 74 years	397	15.5%
75 years or over	398	15.5%

Population & Household Summary	
Total Population	6,463
Population Growth 2018-2023	-8.2%
Population Growth 2023-2028	3.5%
Total Households	2,564
Household Growth 2018-2023	-11.4%
Household Growth 2023-2028	2.9%
% of Households with Children	38.5%
% of Households - Married w/ Kids	27.9%
% of Households - Single Parent	10.6%

% of Households by Household Size	
1 person	26.5%
2 persons	40.0%
3 persons	15.0%
4 persons	12.5%
5 or more persons	7.5%



Visible Minorities & Language	
Population by Visible Minority	
Chinese	0.0%
South Asian	0.2%
Black	0.9%
Filipino	0.0%
Latin American	0.3%
Southeast Asian	0.1%
Arab	0.0%
West Asian	0.0%
Korean	0.0%
Japanese	0.1%
Visible minority, n.i.e.	0.0%
Multiple visible minorities	0.0%
Population by Mother Tongue	
Single Responses	98.6%
English	82.8%
French	7.4%
Non-Official languages	8.4%
Multiple responses	1.4%



Tilbury Times Reporter

Distribution Map

