

Woodstock Ingersoll Echo



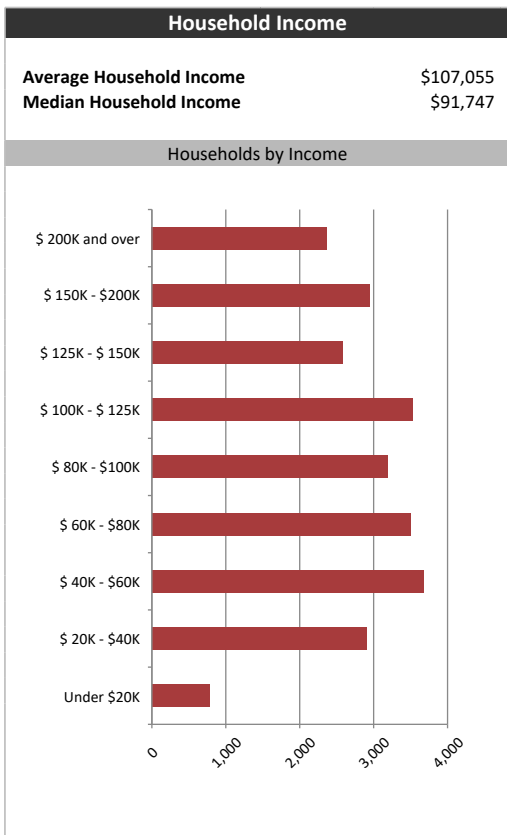
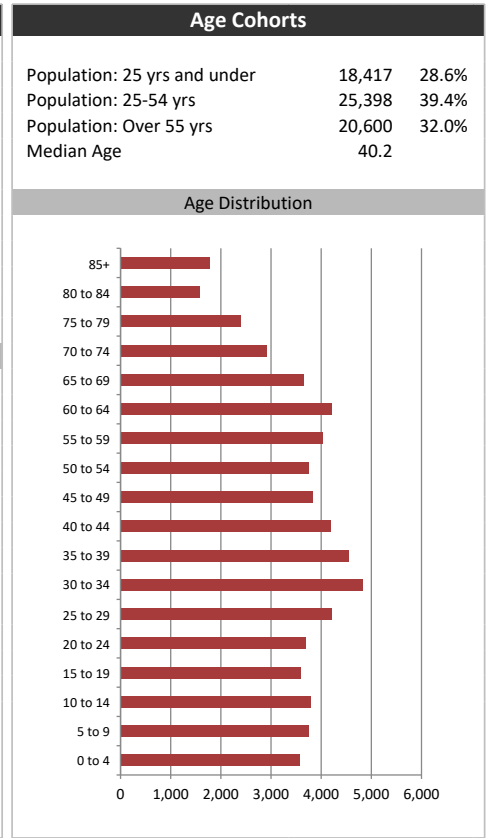
Summary Report

August 21, 2024

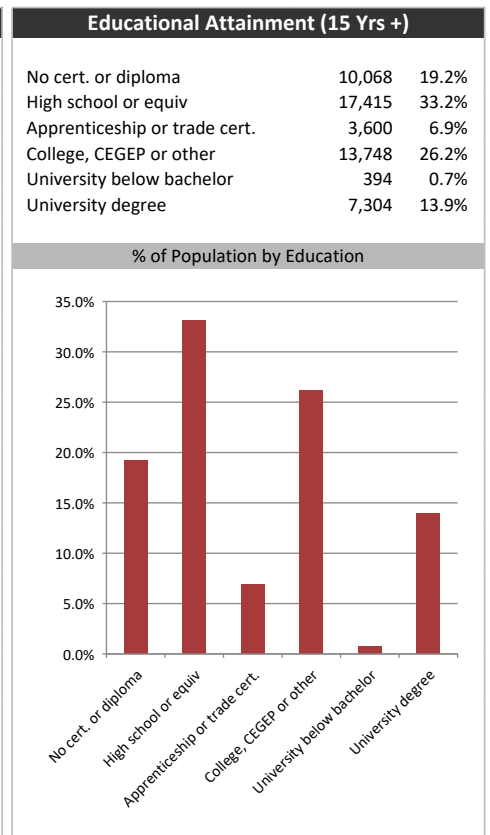
Market Information		
Average Household Spending / Yr		
Mortgage payments	\$	5,718
Cell Phone, Pager & Services	\$	1,274
Internet Access Services	\$	498
Home Renovations	\$	798
Retirement & pension fund payments	\$	1,492
Lotteries	\$	576
Household appliances	\$	949
Furnishings	\$	1,769
Computer hardware	\$	306
Auto/Truck Purchase	\$	5,525
Auto/Truck Rental or Lease	\$	217
Air Travel	\$	269
Age of Home Owners		
15 to 24 years	483	1.9%
25 to 34 years	3,950	15.5%
35 to 44 years	4,665	18.3%
45 to 54 years	4,271	16.8%
55 to 64 years	4,764	18.7%
65 to 74 years	3,887	15.3%
75 years or over	3,459	13.6%

Population & Household Summary	
Total Population	64,415
Population Growth 2018-2023	12.8%
Population Growth 2023-2028	13.0%
Total Households	25,480
Household Growth 2018-2023	8.4%
Household Growth 2023-2028	12.4%
% of Households with Children	39.7%
% of Households - Married w/ Kids	28.0%
% of Households - Single Parent	11.8%
% of Households by Household Size	

Household Size	% of Households
1 person	~28.0%
2 persons	~35.0%
3 persons	~15.0%
4 persons	~13.0%
5 or more persons	~8.0%



Visible Minorities & Language	
Population by Visible Minority	
Chinese	0.3%
South Asian	0.9%
Black	1.5%
Filipino	0.3%
Latin American	0.3%
Southeast Asian	0.4%
Arab	0.2%
West Asian	0.0%
Korean	0.2%
Japanese	0.2%
Visible minority, n.i.e.	0.3%
Multiple visible minorities	0.1%
Population by Mother Tongue	
Single Responses	99.2%
English	90.7%
French	1.2%
Non-Official languages	7.3%
Multiple responses	0.8%



Woodstock Ingersoll Echo

Distribution Map

