

# New Liskeard Temiskaming Speaker-FR



## Summary Report

February 04, 2020

Market Information		
Average Household Spending / Yr		
Mortgage payments	\$	3,273
Cell Phone, Pager & Services	\$	948
Internet Access Services	\$	461
Home Renovations	\$	1,923
Retirement & pension fund payments	\$	1,595
Lotteries	\$	1,338
Health Insurance	\$	358
Household appliances	\$	737
Furnishings	\$	1,203
Computer hardware	\$	160
Auto/Truck Purchase	\$	6,938
Auto/Truck Rental or Lease	\$	70
Air Travel	\$	239

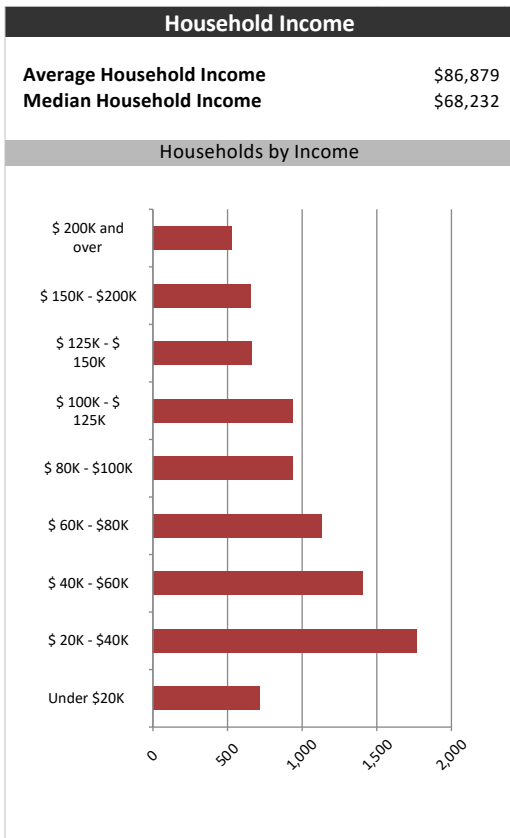
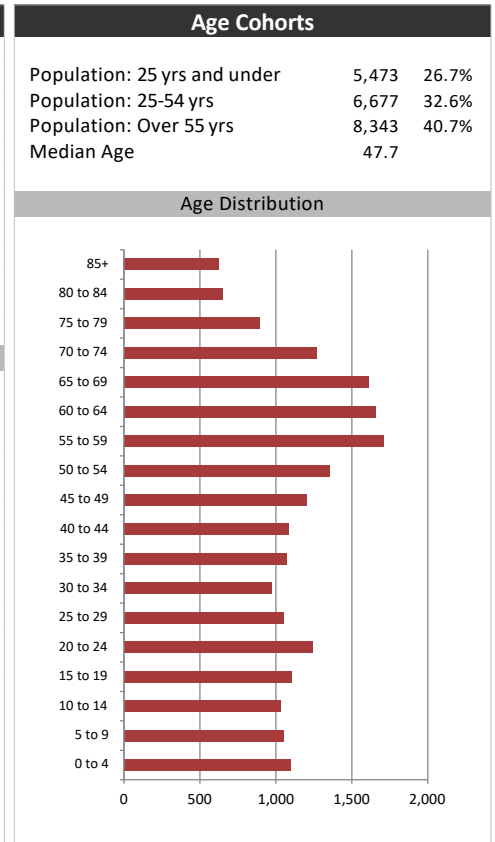
  

Age of Home Owners		
15 to 24 years	266	3.1%
25 to 34 years	970	11.2%
35 to 44 years	1,085	12.5%
45 to 54 years	1,362	15.8%
55 to 64 years	1,868	21.6%
65 to 74 years	1,728	20.0%
75 years or over	1,365	15.8%

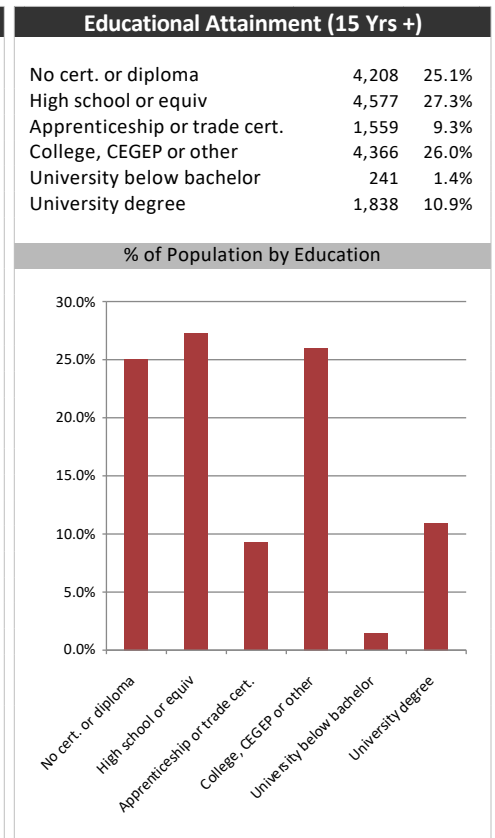
Population & Household Summary	
Total Population	20,493
Population Growth 2014-2019	-2.0%
Population Growth 2019-2024	-0.1%
Total Households	8,645
Household Growth 2014-2019	-2.5%
Household Growth 2019-2024	-0.6%
% of Households with Children	32.7%
% of Households - Married w/ Kids	23.5%
% of Households - Single Parent	9.3%

% of Households by Household Size	
1 person	30.0%
2 persons	40.0%
3 persons	13.0%
4 persons	11.0%
5 or more persons	6.0%



Visible Minorities & Language	
<b>Population by Visible Minority</b>	
Chinese	0.2%
South Asian	0.4%
Black	0.6%
Filipino	0.0%
Latin American	0.1%
Southeast Asian	0.0%
Arab	0.0%
West Asian	0.0%
Korean	0.1%
Japanese	0.1%
Visible minority, n.i.e.	0.1%
Multiple visible minorities	0.2%
<b>Population by Mother Tongue</b>	
Single Responses	98.4%
English	67.5%
French	28.1%
Non-Official languages	2.8%
Multiple responses	1.6%



# New Liskeard Temiskaming Speaker-FR

*Distribution Map*

Map

