

# Ottawa Community Voice - Stittsville & Richmond



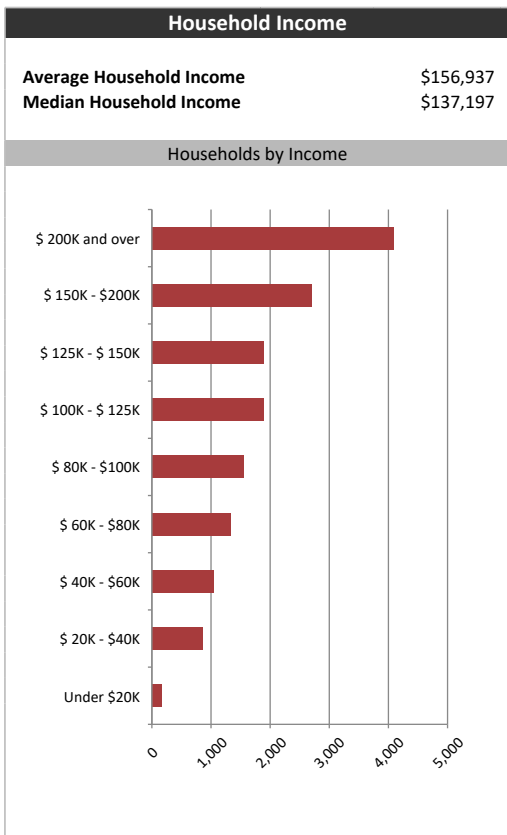
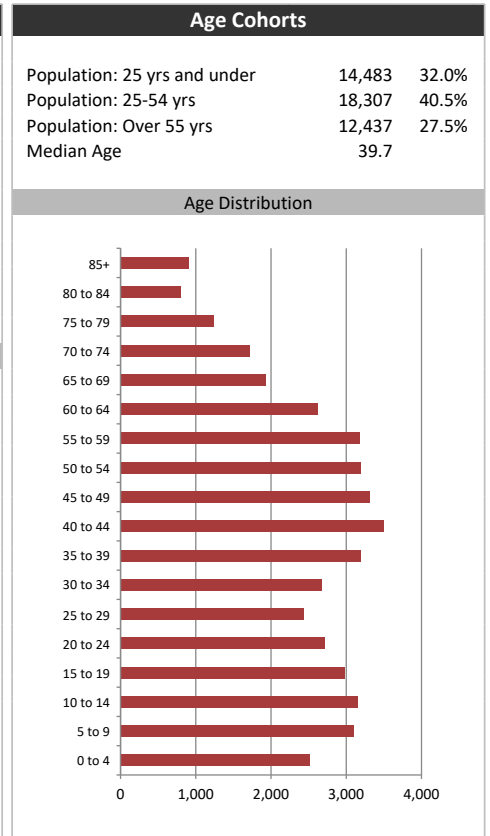
## Summary Report

April 20, 2022

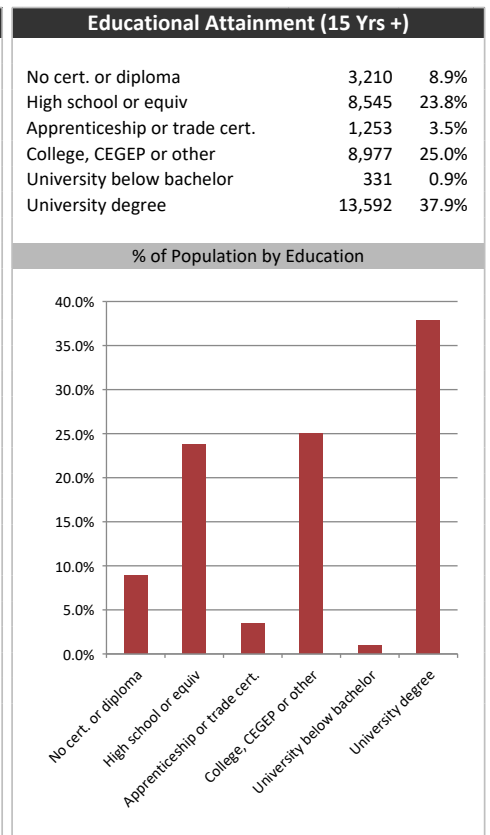
Market Information		
Average Household Spending / Yr		
Mortgage payments	\$	11,356
Cell Phone, Pager & Services	\$	1,715
Internet Access Services	\$	691
Home Renovations	\$	3,157
Retirement & pension fund payments	\$	4,682
Lotteries	\$	832
Health Insurance	\$	1,211
Household appliances	\$	1,061
Furnishings	\$	3,230
Computer hardware	\$	349
Auto/Truck Purchase	\$	11,840
Auto/Truck Rental or Lease	\$	284
Air Travel	\$	734
Age of Home Owners		
15 to 24 years	132	0.8%
25 to 34 years	1,980	12.8%
35 to 44 years	3,331	21.5%
45 to 54 years	3,598	23.2%
55 to 64 years	3,188	20.6%
65 to 74 years	1,876	12.1%
75 years or over	1,392	9.0%

Population & Household Summary	
Total Population	45,226
Population Growth 2016-2021	22.7%
Population Growth 2021-2026	15.5%
Total Households	15,497
Household Growth 2016-2021	20.2%
Household Growth 2021-2026	15.4%
% of Households with Children	53.9%
% of Households - Married w/ Kids	44.5%
% of Households - Single Parent	9.4%
% of Households by Household Size	

Household Size	Percentage
1 person	15.5%
2 persons	32.5%
3 persons	18.5%
4 persons	23.0%
5 or more persons	10.5%



Visible Minorities & Language	
Population by Visible Minority	
Chinese	2.6%
South Asian	3.4%
Black	2.6%
Filipino	0.7%
Latin American	0.9%
Southeast Asian	1.3%
Arab	1.1%
West Asian	0.8%
Korean	0.4%
Japanese	0.2%
Visible minority, n.i.e.	0.2%
Multiple visible minorities	0.6%
Population by Mother Tongue	
Single Responses	97.7%
English	77.4%
French	7.8%
Non-Official languages	12.5%
Multiple responses	2.3%



# Ottawa Community Voice - Stittsville & Richmond



## Distribution Map

Map

