

Picton County Weekly News



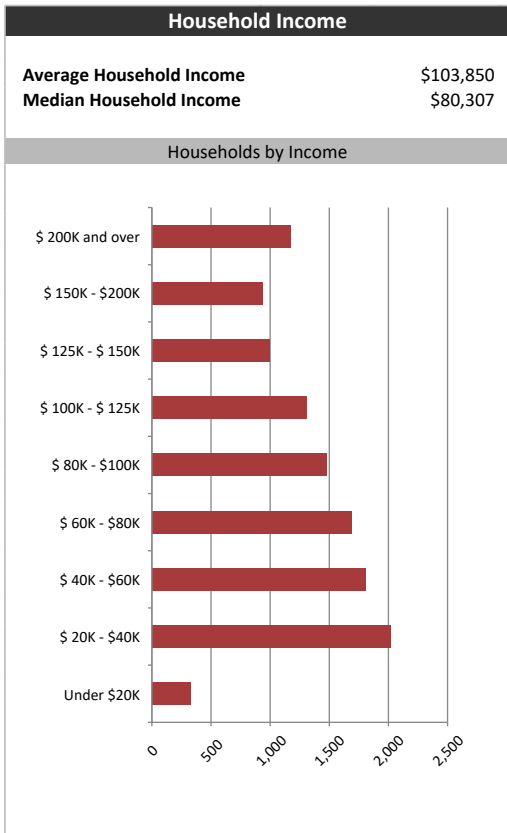
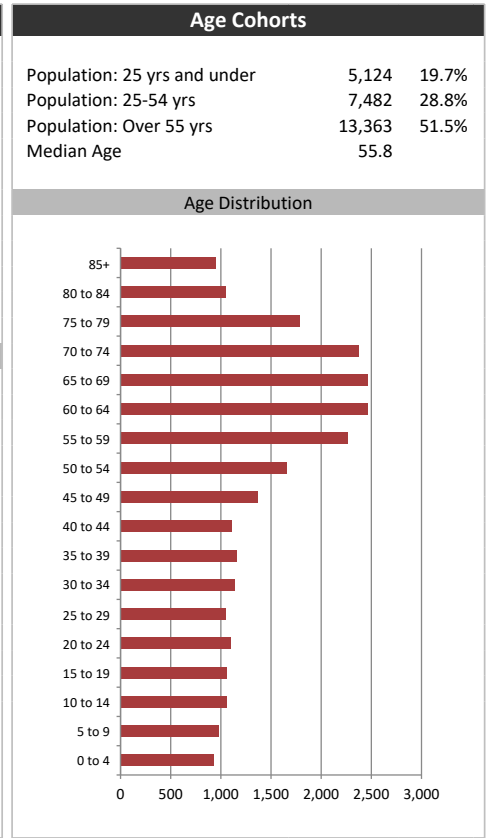
Summary Report

April 20, 2022

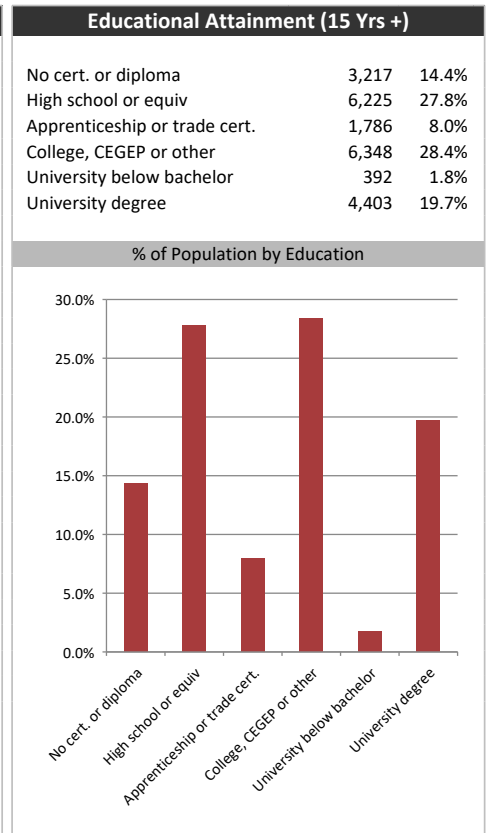
Market Information		
Average Household Spending / Yr		
Mortgage payments	\$	3,918
Cell Phone, Pager & Services	\$	958
Internet Access Services	\$	524
Home Renovations	\$	1,319
Retirement & pension fund payments	\$	1,264
Lotteries	\$	909
Health Insurance	\$	804
Household appliances	\$	893
Furnishings	\$	1,770
Computer hardware	\$	199
Auto/Truck Purchase	\$	7,688
Auto/Truck Rental or Lease	\$	200
Air Travel	\$	215
Age of Home Owners		
15 to 24 years	111	0.9%
25 to 34 years	797	6.8%
35 to 44 years	1,260	10.8%
45 to 54 years	1,662	14.2%
55 to 64 years	2,562	21.9%
65 to 74 years	2,918	24.9%
75 years or over	2,405	20.5%

Population & Household Summary	
Total Population	25,969
Population Growth 2016-2021	0.2%
Population Growth 2021-2026	-1.7%
Total Households	11,716
Household Growth 2016-2021	4.6%
Household Growth 2021-2026	-1.4%
% of Households with Children	29.5%
% of Households - Married w/ Kids	22.0%
% of Households - Single Parent	7.5%
% of Households by Household Size	

Household Size	% of Households
1 person	~27%
2 persons	~47%
3 persons	~13%
4 persons	~9%
5 or more persons	~4%



Visible Minorities & Language	
Population by Visible Minority	
Chinese	0.5%
South Asian	0.4%
Black	0.7%
Filipino	0.1%
Latin American	0.3%
Southeast Asian	0.1%
Arab	0.0%
West Asian	0.0%
Korean	0.0%
Japanese	0.1%
Visible minority, n.i.e.	0.1%
Multiple visible minorities	0.1%
Population by Mother Tongue	
Single Responses	99.5%
English	93.2%
French	1.6%
Non-Official languages	4.7%
Multiple responses	0.5%



Picton County Weekly News



Distribution Map

Map

