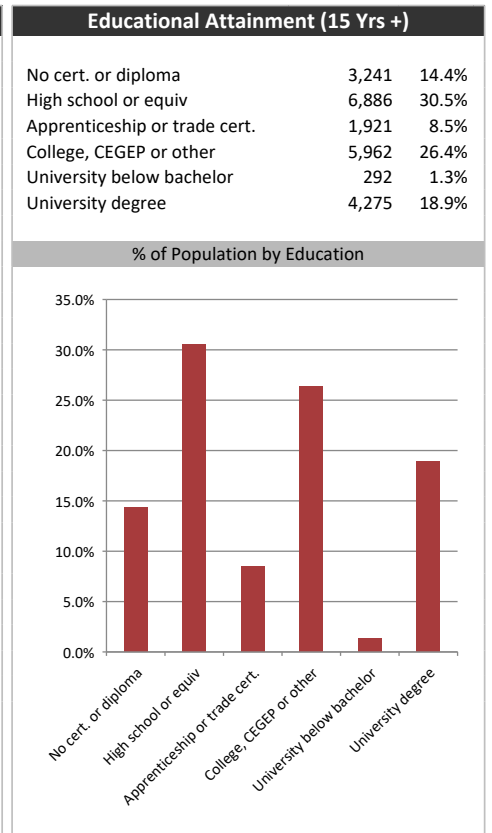
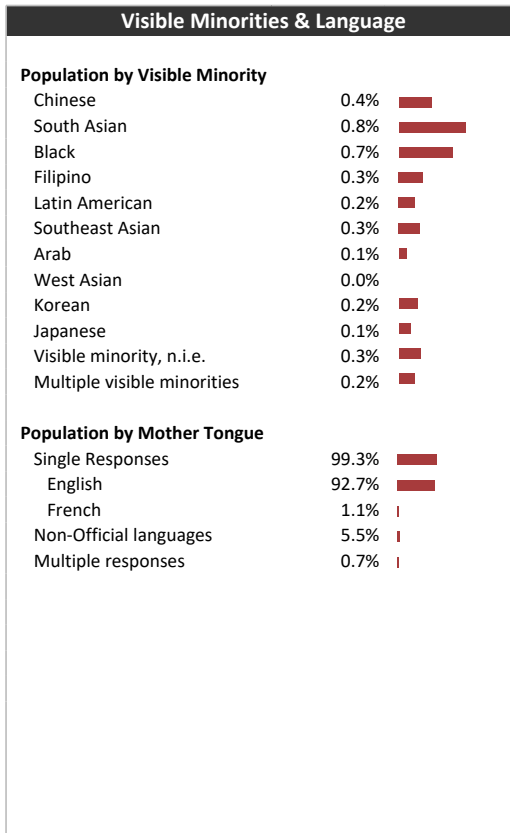
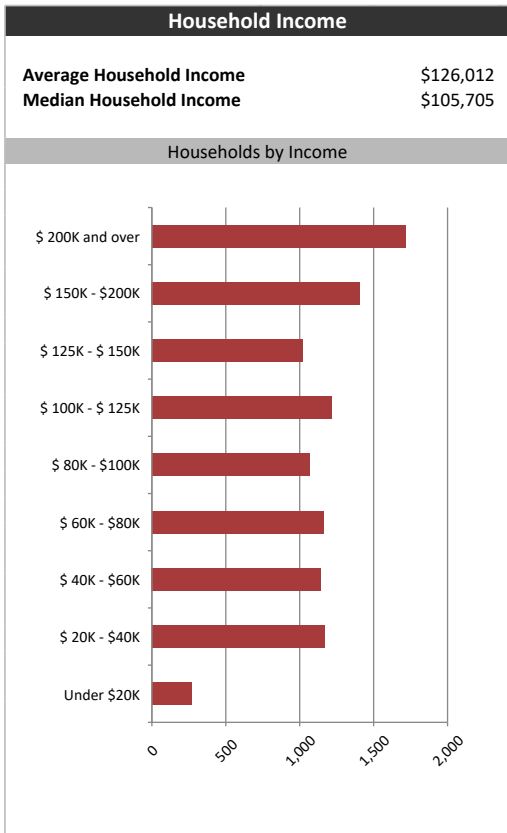
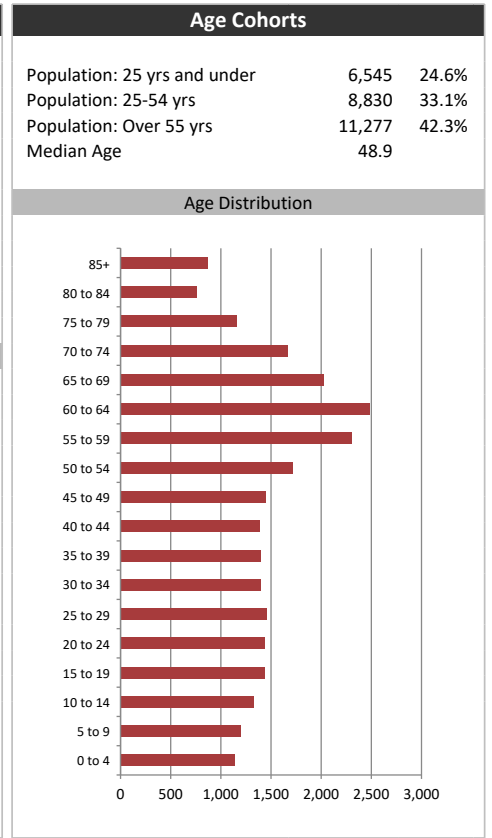
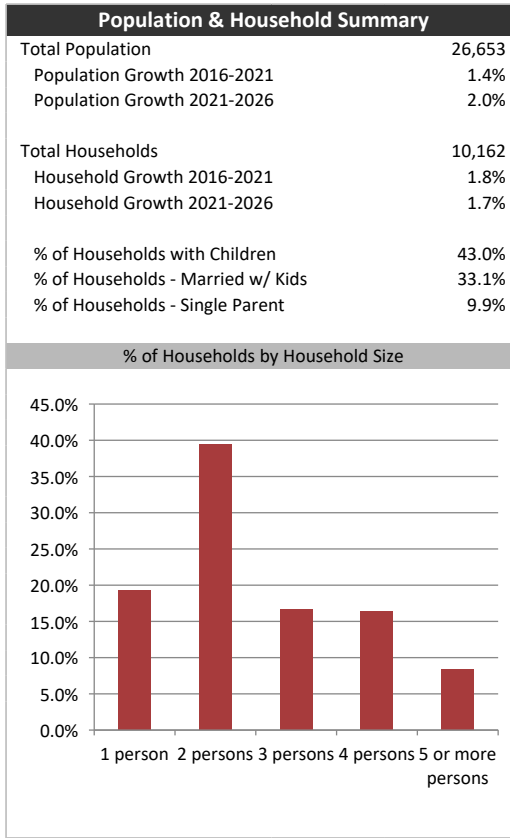


Market Information		
Average Household Spending / Yr		
Mortgage payments	\$	6,987
Cell Phone, Pager & Services	\$	1,550
Internet Access Services	\$	600
Home Renovations	\$	1,996
Retirement & pension fund payments	\$	2,406
Lotteries	\$	904
Health Insurance	\$	593
Household appliances	\$	780
Furnishings	\$	2,057
Computer hardware	\$	302
Auto/Truck Purchase	\$	8,157
Auto/Truck Rental or Lease	\$	301
Air Travel	\$	511
Age of Home Owners		
15 to 24 years	85	0.8%
25 to 34 years	963	9.5%
35 to 44 years	1,247	12.3%
45 to 54 years	1,637	16.1%
55 to 64 years	2,536	25.0%
65 to 74 years	2,098	20.6%
75 years or over	1,597	15.7%



Port Perry Star



Distribution Map

Map

