

Smiths Falls Record News



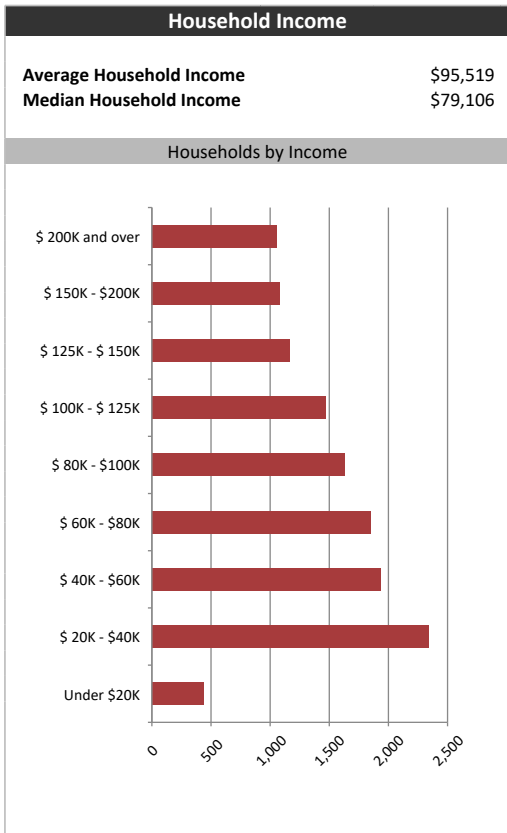
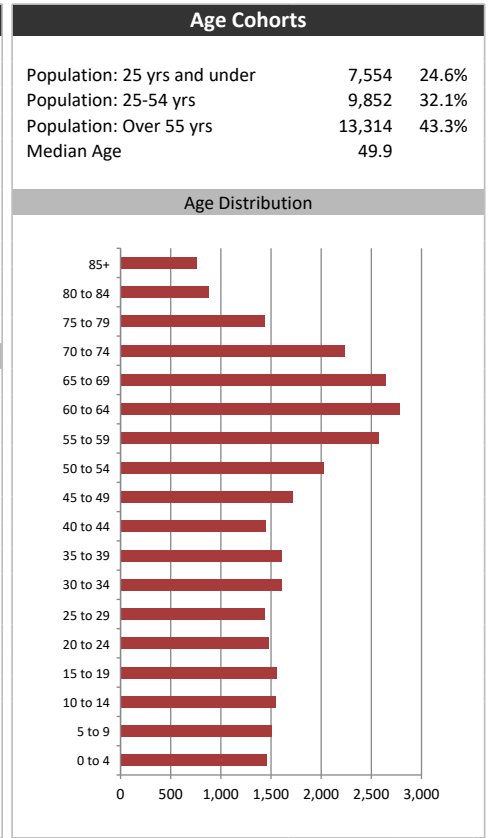
Summary Report

April 20, 2022

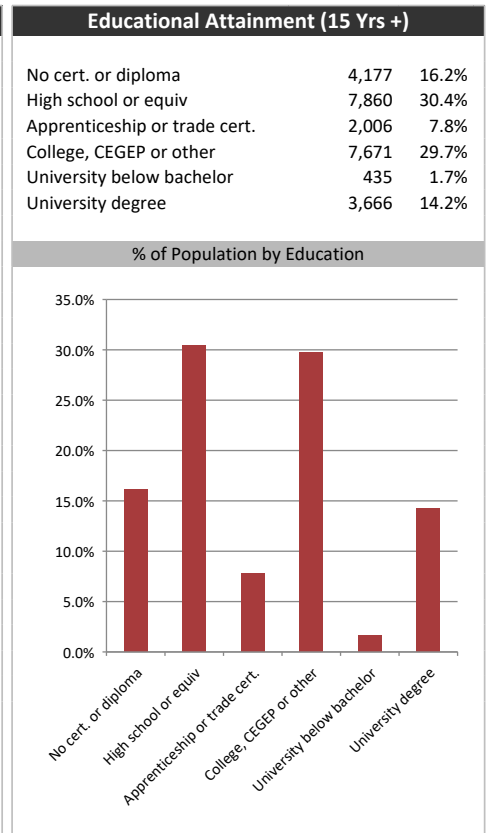
Market Information		
Average Household Spending / Yr		
Mortgage payments	\$	5,159
Cell Phone, Pager & Services	\$	1,220
Internet Access Services	\$	541
Home Renovations	\$	1,802
Retirement & pension fund payments	\$	1,729
Lotteries	\$	786
Health Insurance	\$	871
Household appliances	\$	765
Furnishings	\$	1,536
Computer hardware	\$	180
Auto/Truck Purchase	\$	7,789
Auto/Truck Rental or Lease	\$	99
Air Travel	\$	302
Age of Home Owners		
15 to 24 years	277	2.1%
25 to 34 years	1,161	9.0%
35 to 44 years	1,516	11.7%
45 to 54 years	2,163	16.7%
55 to 64 years	3,046	23.5%
65 to 74 years	2,916	22.5%
75 years or over	1,876	14.5%

Population & Household Summary	
Total Population	30,720
Population Growth 2016-2021	2.5%
Population Growth 2021-2026	1.9%
Total Households	12,953
Household Growth 2016-2021	2.3%
Household Growth 2021-2026	1.3%
% of Households with Children	35.8%
% of Households - Married w/ Kids	25.1%
% of Households - Single Parent	10.8%
% of Households by Household Size	

Household Size	% of Households
1 person	26.5%
2 persons	42.0%
3 persons	14.5%
4 persons	11.5%
5 or more persons	5.5%



Visible Minorities & Language	
Population by Visible Minority	
Chinese	0.3%
South Asian	0.3%
Black	0.4%
Filipino	0.3%
Latin American	0.2%
Southeast Asian	0.1%
Arab	0.0%
West Asian	0.0%
Korean	0.1%
Japanese	0.0%
Visible minority, n.i.e.	0.0%
Multiple visible minorities	0.1%
Population by Mother Tongue	
Single Responses	99.4%
English	93.5%
French	3.4%
Non-Official languages	2.5%
Multiple responses	0.6%



Smiths Falls Record News



Distribution Map

Map

