

Sudbury Northern Life



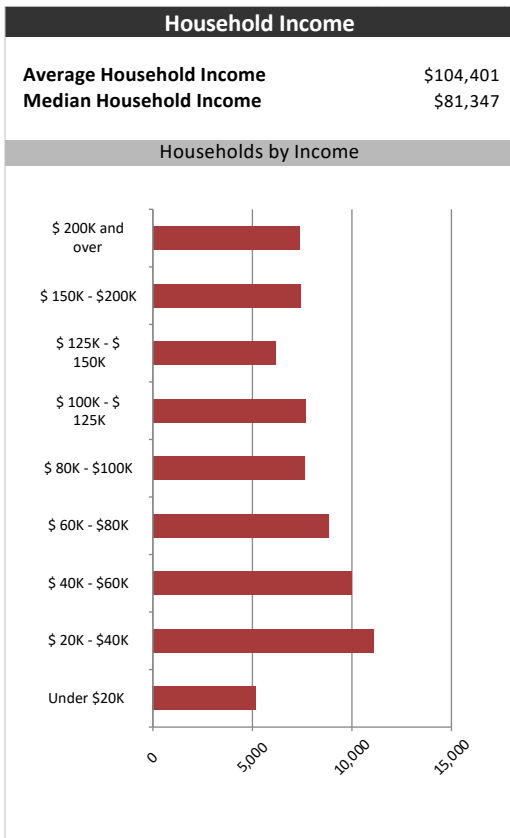
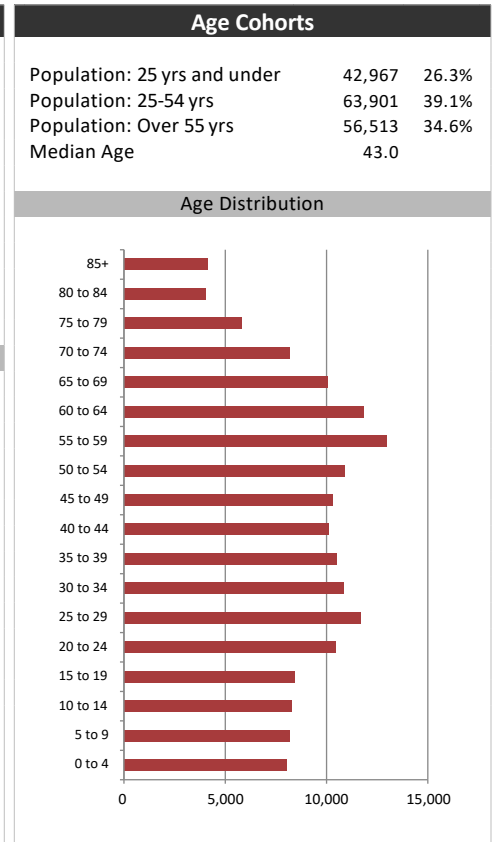
Summary Report

February 05, 2020

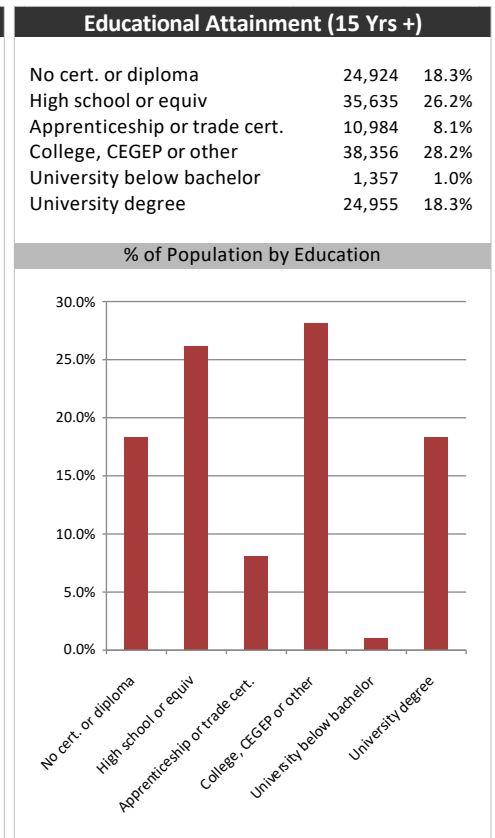
Market Information		
Average Household Spending / Yr		
Mortgage payments	\$	4,140
Cell Phone, Pager & Services	\$	1,084
Internet Access Services	\$	507
Home Renovations	\$	2,304
Retirement & pension fund payments	\$	2,248
Lotteries	\$	1,402
Health Insurance	\$	388
Household appliances	\$	776
Furnishings	\$	1,636
Computer hardware	\$	214
Auto/Truck Purchase	\$	7,515
Auto/Truck Rental or Lease	\$	119
Air Travel	\$	372
Age of Home Owners		
15 to 24 years	2,463	3.5%
25 to 34 years	10,989	15.5%
35 to 44 years	11,179	15.8%
45 to 54 years	12,285	17.4%
55 to 64 years	14,132	20.0%
65 to 74 years	11,221	15.9%
75 years or over	8,424	11.9%

Population & Household Summary	
Total Population	163,382
Population Growth 2014-2019	0.1%
Population Growth 2019-2024	0.3%
Total Households	70,692
Household Growth 2014-2019	2.0%
Household Growth 2019-2024	0.5%
% of Households with Children	37.9%
% of Households - Married w/ Kids	26.0%
% of Households - Single Parent	11.8%
% of Households by Household Size	

Household Size	% of Households
1 person	30.0%
2 persons	37.0%
3 persons	15.0%
4 persons	13.0%
5 or more persons	5.0%



Visible Minorities & Language	
Population by Visible Minority	
Chinese	0.7%
South Asian	1.0%
Black	1.1%
Filipino	0.2%
Latin American	0.2%
Southeast Asian	0.2%
Arab	0.4%
West Asian	0.1%
Korean	0.1%
Japanese	0.1%
Visible minority, n.i.e.	0.1%
Multiple visible minorities	0.1%
Population by Mother Tongue	
Single Responses	97.8%
English	65.1%
French	27.0%
Non-Official languages	5.7%
Multiple responses	2.2%



Sudbury Northern Life

Map

