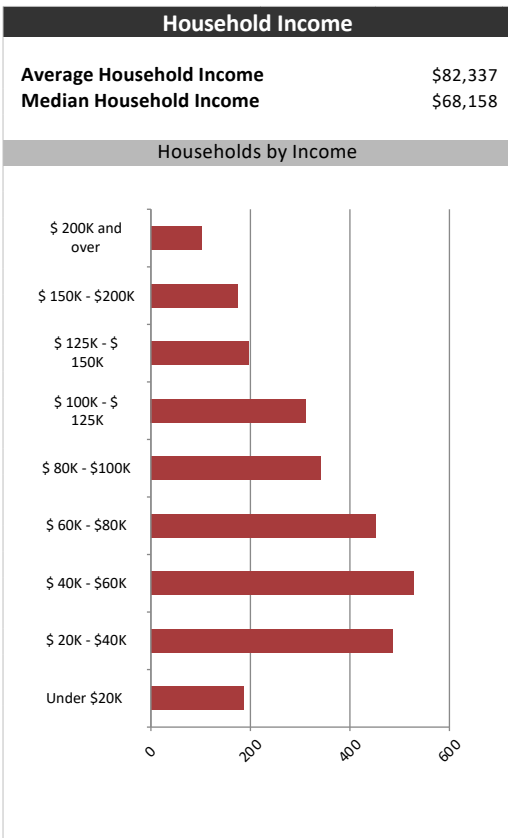
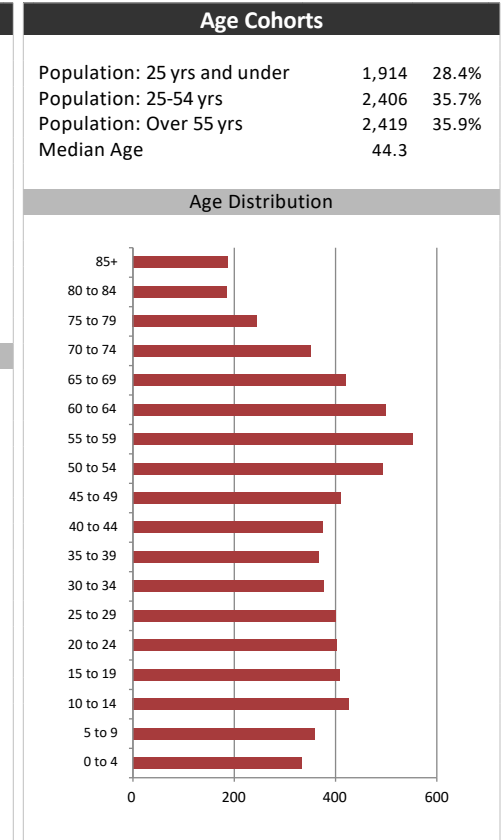


Market Information		
Average Household Spending / Yr		
Mortgage payments	\$	4,208
Cell Phone, Pager & Services	\$	1,167
Internet Access Services	\$	486
Home Renovations	\$	740
Retirement & pension fund payments	\$	1,205
Lotteries	\$	1,063
Health Insurance	\$	313
Household appliances	\$	616
Furnishings	\$	933
Computer hardware	\$	248
Auto/Truck Purchase	\$	6,710
Auto/Truck Rental or Lease	\$	107
Air Travel	\$	343

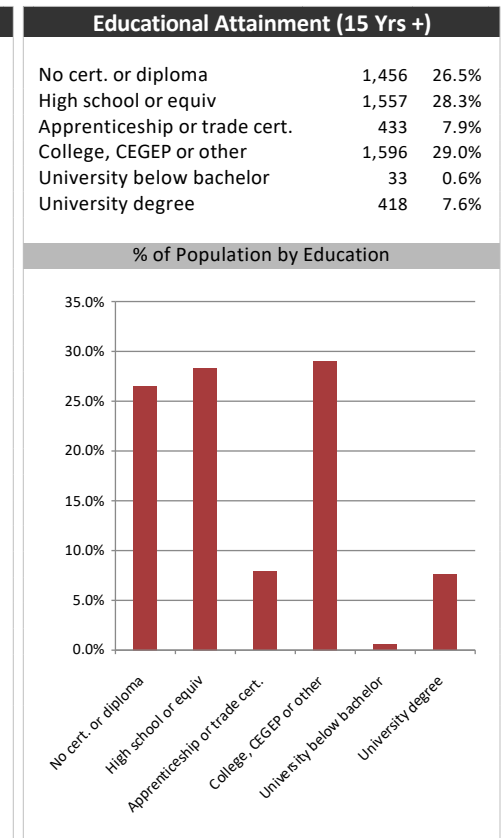
Age of Home Owners		
15 to 24 years	59	2.1%
25 to 34 years	313	11.4%
35 to 44 years	464	16.9%
45 to 54 years	517	18.8%
55 to 64 years	584	21.2%
65 to 74 years	396	14.4%
75 years or over	420	15.3%

Population & Household Summary	
Total Population	6,739
Population Growth 2014-2019	-0.9%
Population Growth 2019-2024	-0.6%
Total Households	2,752
Household Growth 2014-2019	-1.2%
Household Growth 2019-2024	-0.3%
% of Households with Children	39.1%
% of Households - Married w/ Kids	28.1%
% of Households - Single Parent	11.0%

% of Households by Household Size	
1 person	27.0%
2 persons	39.0%
3 persons	14.0%
4 persons	13.0%
5 or more persons	6.0%



Visible Minorities & Language	
Population by Visible Minority	
Chinese	0.1%
South Asian	0.3%
Black	0.9%
Filipino	0.0%
Latin American	0.2%
Southeast Asian	0.1%
Arab	0.0%
West Asian	0.0%
Korean	0.0%
Japanese	0.1%
Visible minority, n.i.e.	0.0%
Multiple visible minorities	0.0%
Population by Mother Tongue	
Single Responses	98.5%
English	82.9%
French	7.5%
Non-Official languages	8.2%
Multiple responses	1.5%



Tilbury Times

Map

