

Vaughan Citizen



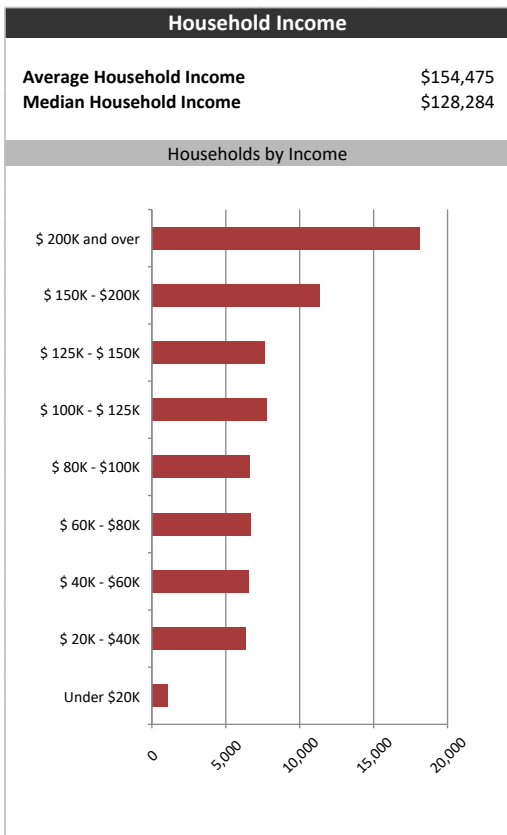
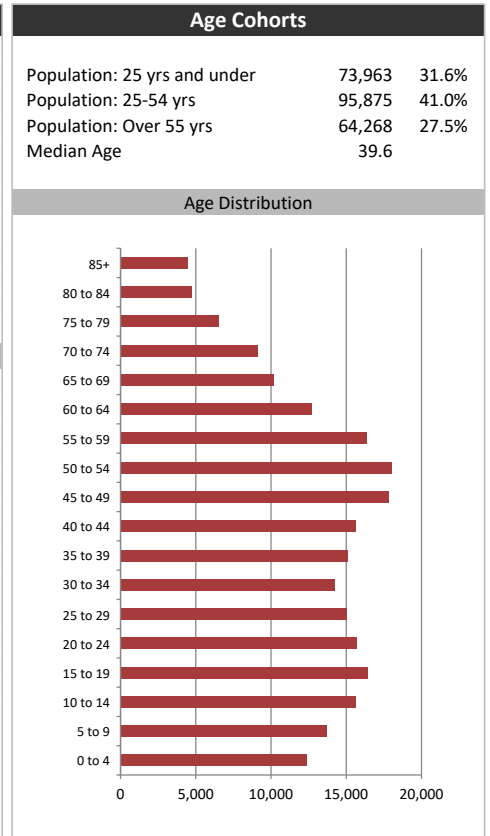
Summary Report

April 20, 2022

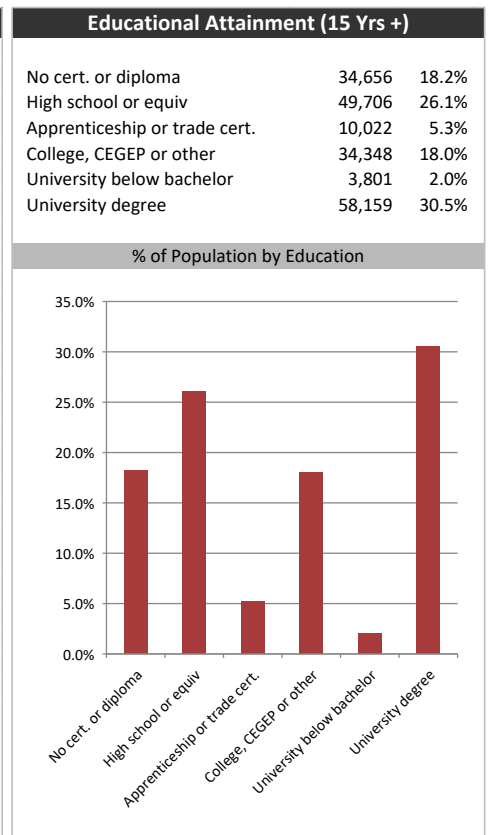
Market Information		
Average Household Spending / Yr		
Mortgage payments	\$	11,347
Cell Phone, Pager & Services	\$	2,000
Internet Access Services	\$	695
Home Renovations	\$	2,165
Retirement & pension fund payments	\$	2,359
Lotteries	\$	1,067
Health Insurance	\$	653
Household appliances	\$	852
Furnishings	\$	2,750
Computer hardware	\$	425
Auto/Truck Purchase	\$	8,828
Auto/Truck Rental or Lease	\$	458
Air Travel	\$	890
Age of Home Owners		
15 to 24 years	209	0.3%
25 to 34 years	6,526	9.1%
35 to 44 years	13,928	19.3%
45 to 54 years	18,822	26.1%
55 to 64 years	15,204	21.1%
65 to 74 years	9,662	13.4%
75 years or over	7,650	10.6%

Population & Household Summary	
Total Population	234,106
Population Growth 2016-2021	2.2%
Population Growth 2021-2026	5.1%
Total Households	72,002
Household Growth 2016-2021	5.3%
Household Growth 2021-2026	5.7%
% of Households with Children	65.6%
% of Households - Married w/ Kids	56.9%
% of Households - Single Parent	8.8%
% of Households by Household Size	

Household Size	% of Households
1 person	~11.5%
2 persons	~22.5%
3 persons	~19.5%
4 persons	~27.5%
5 or more persons	~18.5%



Visible Minorities & Language	
Population by Visible Minority	
Chinese	6.0%
South Asian	14.4%
Black	3.7%
Filipino	2.0%
Latin American	3.3%
Southeast Asian	2.9%
Arab	2.0%
West Asian	3.3%
Korean	1.0%
Japanese	0.1%
Visible minority, n.i.e.	1.2%
Multiple visible minorities	1.6%
Population by Mother Tongue	
Single Responses	95.7%
English	43.2%
French	0.5%
Non-Official languages	52.0%
Multiple responses	4.3%



Vaughan Citizen

Distribution Map

