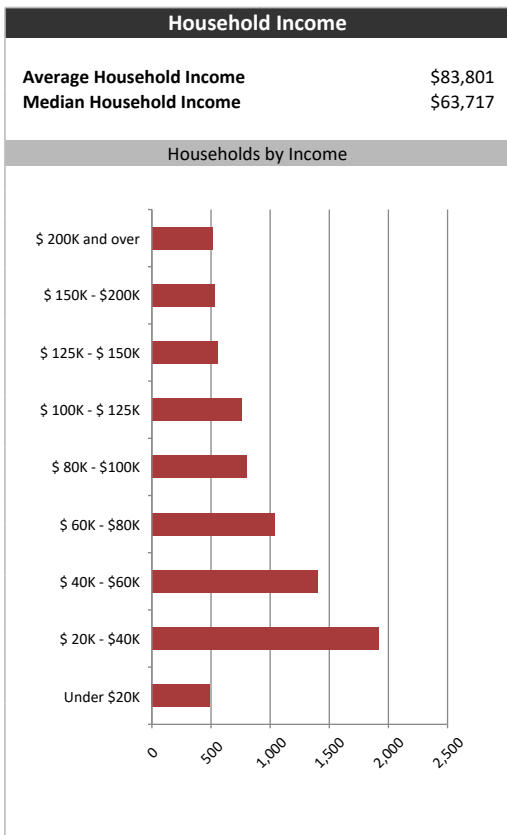
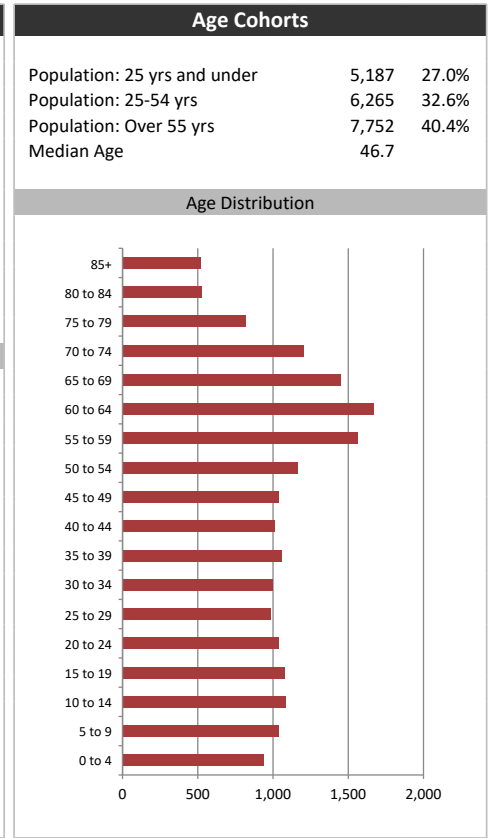


Market Information		
Average Household Spending / Yr		
Mortgage payments	\$	3,612
Cell Phone, Pager & Services	\$	1,170
Internet Access Services	\$	470
Home Renovations	\$	732
Retirement & pension fund payments	\$	1,149
Lotteries	\$	882
Health Insurance	\$	298
Household appliances	\$	611
Furnishings	\$	875
Computer hardware	\$	213
Auto/Truck Purchase	\$	5,249
Auto/Truck Rental or Lease	\$	90
Air Travel	\$	197

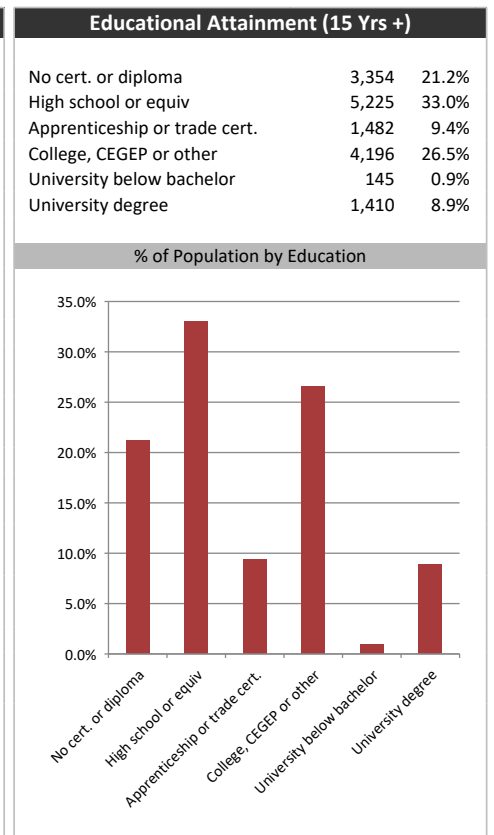
Age of Home Owners		
15 to 24 years	194	2.4%
25 to 34 years	888	11.1%
35 to 44 years	1,132	14.1%
45 to 54 years	1,264	15.8%
55 to 64 years	1,893	23.6%
65 to 74 years	1,485	18.6%
75 years or over	1,147	14.3%

Population & Household Summary	
Total Population	19,203
Population Growth 2016-2021	1.7%
Population Growth 2021-2026	0.2%
Total Households	8,003
Household Growth 2016-2021	-0.7%
Household Growth 2021-2026	0.0%
% of Households with Children	36.0%
% of Households - Married w/ Kids	23.8%
% of Households - Single Parent	12.1%

% of Households by Household Size	
1 person	30.0%
2 persons	39.0%
3 persons	13.5%
4 persons	11.5%
5 or more persons	5.5%



Visible Minorities & Language	
Population by Visible Minority	
Chinese	0.3%
South Asian	0.2%
Black	1.4%
Filipino	0.2%
Latin American	0.0%
Southeast Asian	0.0%
Arab	0.2%
West Asian	0.0%
Korean	0.1%
Japanese	0.1%
Visible minority, n.i.e.	0.3%
Multiple visible minorities	0.2%
Population by Mother Tongue	
Single Responses	99.4%
English	91.9%
French	2.3%
Non-Official languages	5.2%
Multiple responses	0.6%



Wallaceburg Courier Press

Distribution Map

Map

