

# West Lorne West Elgin Chronicle



## Summary Report

February 05, 2020

Market Information		
Average Household Spending / Yr		
Mortgage payments	\$	4,644
Cell Phone, Pager & Services	\$	1,122
Internet Access Services	\$	494
Home Renovations	\$	451
Retirement & pension fund payments	\$	1,307
Lotteries	\$	597
Health Insurance	\$	628
Household appliances	\$	817
Furnishings	\$	1,257
Computer hardware	\$	259
Auto/Truck Purchase	\$	7,943
Auto/Truck Rental or Lease	\$	173
Air Travel	\$	266

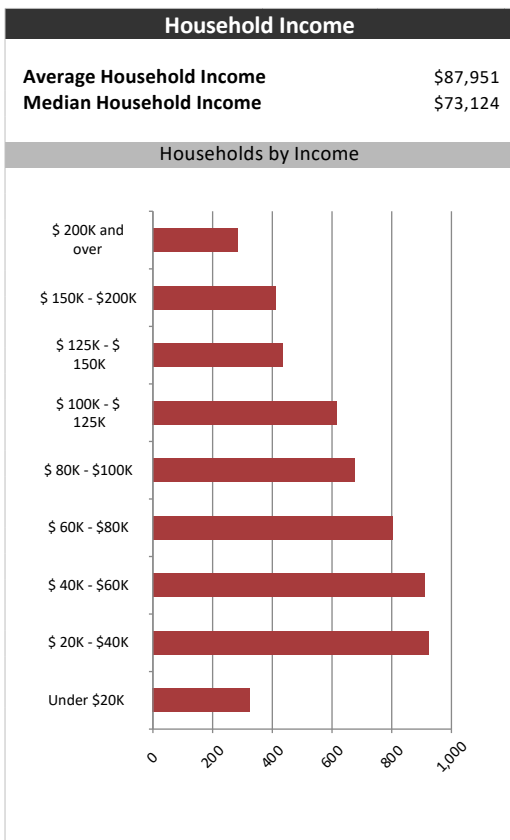
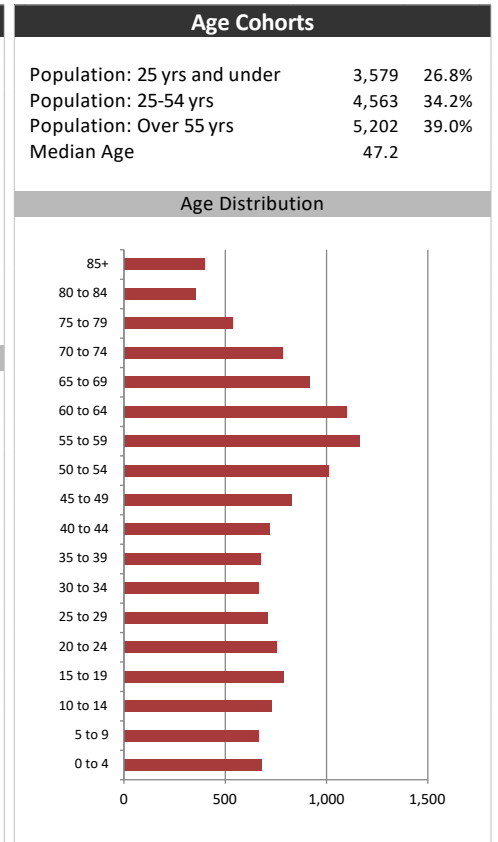
  

Age of Home Owners		
15 to 24 years	103	1.9%
25 to 34 years	601	11.3%
35 to 44 years	692	13.0%
45 to 54 years	955	17.9%
55 to 64 years	1,186	22.2%
65 to 74 years	999	18.7%
75 years or over	800	15.0%

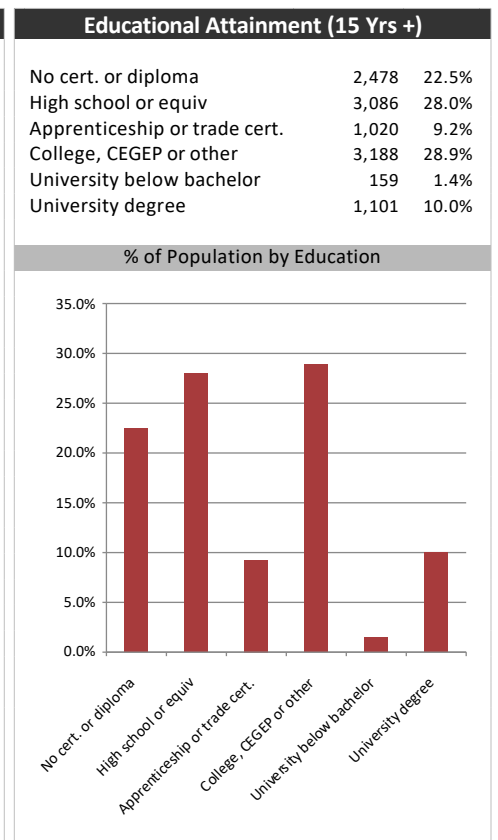
Population & Household Summary	
Total Population	13,344
Population Growth 2014-2019	1.4%
Population Growth 2019-2024	1.1%
Total Households	5,337
Household Growth 2014-2019	2.5%
Household Growth 2019-2024	0.7%
% of Households with Children	39.5%
% of Households - Married w/ Kids	30.2%
% of Households - Single Parent	9.4%

% of Households by Household Size	
1 person	24.5%
2 persons	39.5%
3 persons	15.0%
4 persons	13.5%
5 or more persons	7.5%



Visible Minorities & Language	
<b>Population by Visible Minority</b>	
Chinese	0.1%
South Asian	0.6%
Black	1.0%
Filipino	0.0%
Latin American	0.2%
Southeast Asian	0.1%
Arab	0.0%
West Asian	0.0%
Korean	0.2%
Japanese	0.1%
Visible minority, n.i.e.	0.2%
Multiple visible minorities	0.1%
<b>Population by Mother Tongue</b>	
Single Responses	99.4%
English	91.5%
French	1.2%
Non-Official languages	6.8%
Multiple responses	0.6%



# West Lorne West Elgin Chronicle



## Distribution Map

Map

