

Westport Review-Mirror



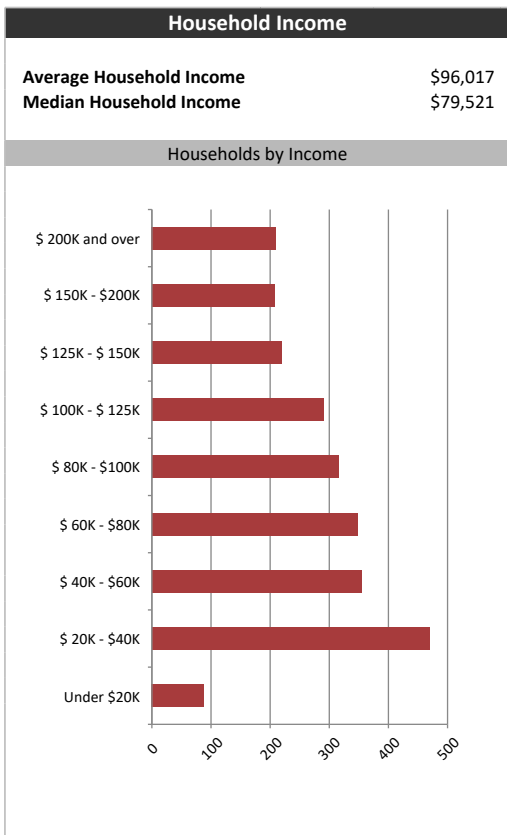
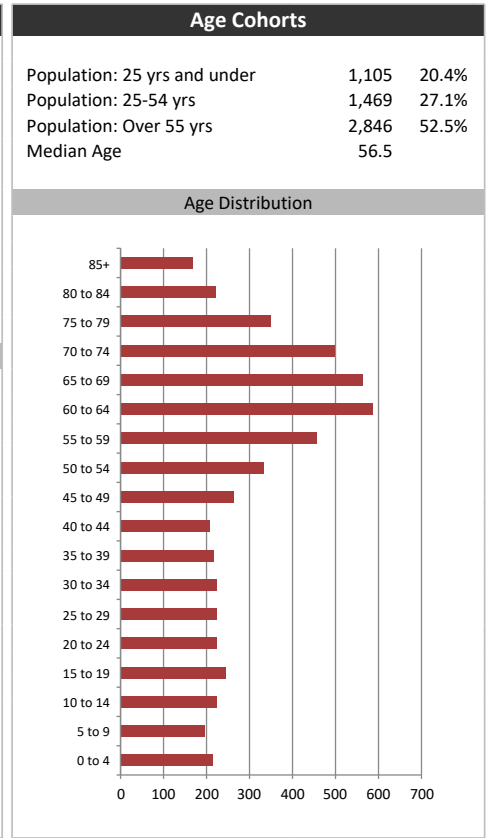
Summary Report

March 21, 2022

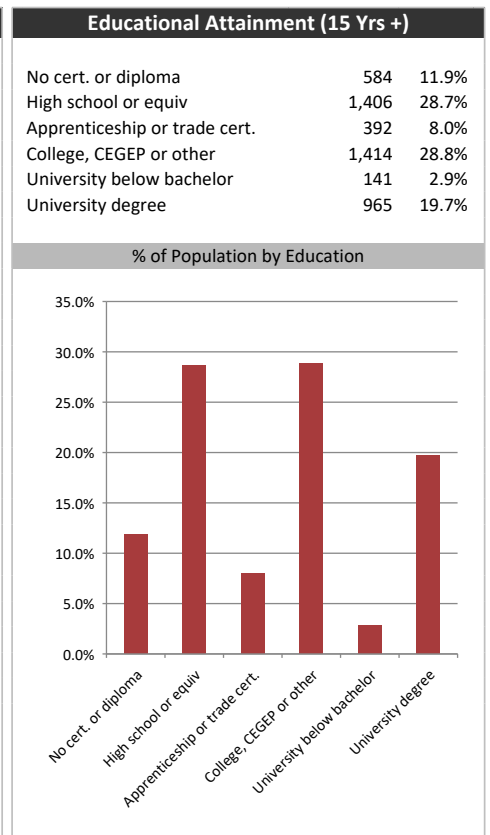
Market Information		
Average Household Spending / Yr		
Mortgage payments	\$	4,500
Cell Phone, Pager & Services	\$	1,110
Internet Access Services	\$	546
Home Renovations	\$	2,428
Retirement & pension fund payments	\$	1,660
Lotteries	\$	753
Health Insurance	\$	965
Household appliances	\$	783
Furnishings	\$	1,619
Computer hardware	\$	193
Auto/Truck Purchase	\$	7,908
Auto/Truck Rental or Lease	\$	152
Air Travel	\$	411
Age of Home Owners		
15 to 24 years	31	1.2%
25 to 34 years	136	5.4%
35 to 44 years	246	9.8%
45 to 54 years	323	12.9%
55 to 64 years	587	23.5%
65 to 74 years	665	26.6%
75 years or over	515	20.6%

Population & Household Summary	
Total Population	5,421
Population Growth 2016-2021	-1.7%
Population Growth 2021-2026	0.8%
Total Households	2,501
Household Growth 2016-2021	-2.2%
Household Growth 2021-2026	-0.2%
% of Households with Children	29.4%
% of Households - Married w/ Kids	21.4%
% of Households - Single Parent	8.0%
% of Households by Household Size	

Household Size	% of Households
1 person	27.5%
2 persons	46.5%
3 persons	12.5%
4 persons	9.5%
5 or more persons	5.0%



Visible Minorities & Language	
Population by Visible Minority	
Chinese	0.0%
South Asian	0.0%
Black	0.0%
Filipino	0.0%
Latin American	0.1%
Southeast Asian	0.1%
Arab	0.0%
West Asian	0.1%
Korean	0.0%
Japanese	0.0%
Visible minority, n.i.e.	0.0%
Multiple visible minorities	0.1%
Population by Mother Tongue	
Single Responses	99.5%
English	93.8%
French	2.8%
Non-Official languages	2.8%
Multiple responses	0.5%



Westport Review-Mirror

Distribution Map

Map

